




# Just Like Hands In A Glove: MTSS and IREADY



Presenter: Ms. Kimberlee Alexander

# Purpose



- ❑ Implement Multi-Tiered System of Supports Model
- ❑ Utilize IReady data to support implementation of MTSS Model



K

- What do you know about Iready and MTSS?

W

- What do you want to know about Iready and MTSS?

L

- What have you learned about Iready and MTSS?



# How do you implement MTSS?

- Hearing and Vision Screening Form
- GPSD Behavior Report Card
- Functional Skills Assessment
- Behavior Intervention Plan
- Appendix F Parent Notification
- Appendix D Parent Notification
- Form 3D TST Meeting Notes
- Form 2C Progress Monitoring
- Form 3B Tier 3 Documentation Math and Reading
- Form 3A TST Referral
- Form 2A Tier 2 Documentation Math and Reading
- Section 1D Tier 1 High Quality Classroom Observation Form
- Section 1B K-8 Student Profile






# How do you implement IREADY?

- <https://youtu.be/Tf2ie0wCnIQ>
- Let's see what Iready is all about!

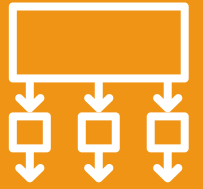




What is the process?



# What are your next steps?



- Allow the student to do the ready interventions



- Conduct interventions for 4 weeks



- Meet to progress monitor



- Continue interventions or change interventions



Customize this Template

Thank you for your  
time and attention!

Kimberlee Alexander

[kalexander@gville.k12.ms.us](mailto:kalexander@gville.k12.ms.us)