



DATA RECOGNITION  
**DRC**  
CORPORATION



**ONLINE**

## **DRC INSIGHT: Valuable Data Resources**

***Genevieve Olvera, National Sales Manager***

***Arlene Báez, ELL Specialist***

# Agenda

- About DRC
- LAS Links Overview
- DRC INSIGHT
  - COS and Device Installation
  - Student Dashboard
- On-line Reporting System (ORS)
  - On-demand Reports
  - Student Proficiency Report
  - Academic Language Report



AGENDA



# About Data Recognition Corporation



- Founded in 1978
- 9 offices located around the country
- Headquarters in Maple Grove, MN
- Conducts educational assessment programs
- Reports results to thousands of clients via web-based platform



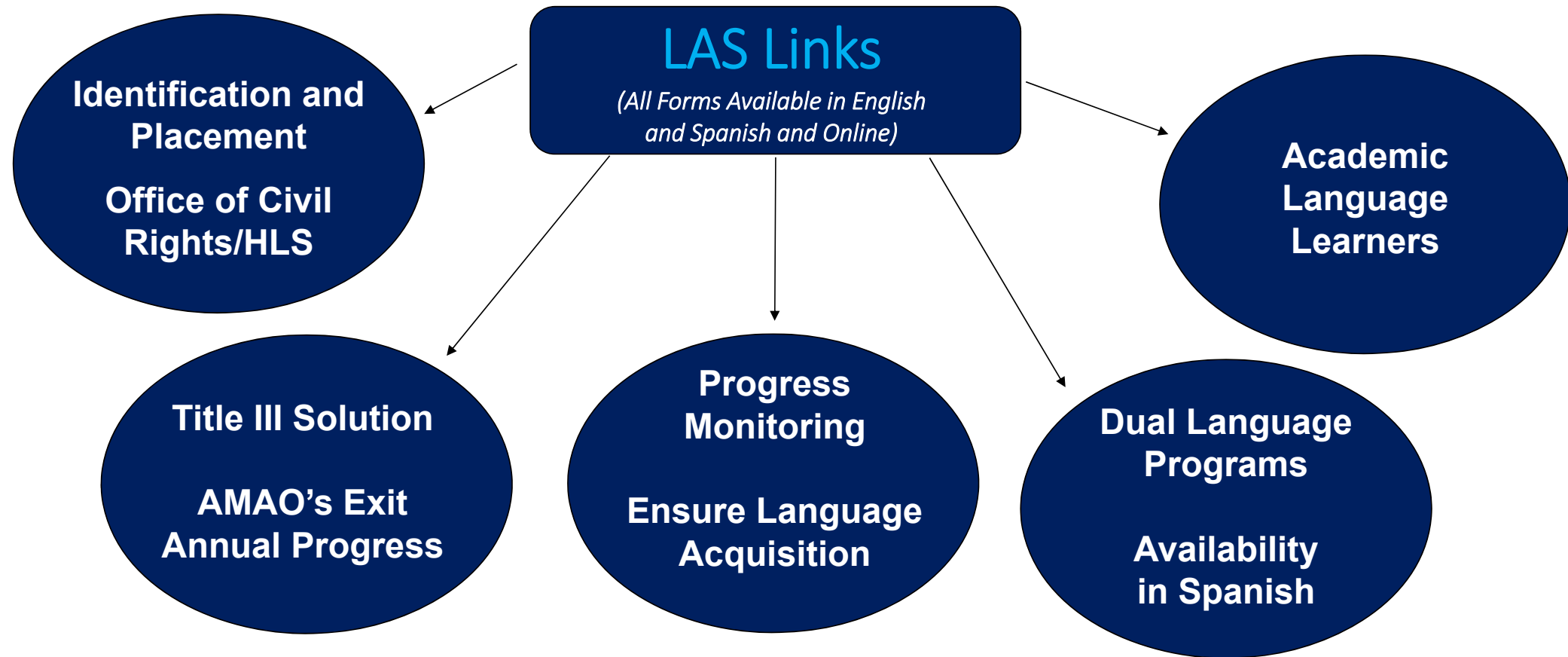
# Get Ahead of the Curve



Align to  
Federal  
Legislation



# The Multiple Uses of LAS Links Assessments



# Student Status Dashboard

DRC INSIGHT LAS LINKS Welcome C Trigger Log Out

All Applications ▾

General Information   User Management   **Student Management**   Test Management   Teacher Management   Student Group Management   Central Office

Report Delivery   Educator Scoring



## Welcome to the DRC INSIGHT Portal

Congratulations, you have successfully logged on.

Several helpful links are just a click away. Please take time to familiarize yourself with the navigation menu under **All Applications** at the top of this screen.

If you are having difficulty navigating through the site, please review the instructions at the top of each page or contact your LAS Links support team:

[LASLinksHelpDesk@datarecognitioncorp.com](mailto:LASLinksHelpDesk@datarecognitioncorp.com)

866.282.2250 (7:00 a.m. - 8:00 p.m. EDT)

## ACCESS ONLINE TOOLS TRAINING WITH GOOGLE CHROME

Publicly accessible versions of the Online Tools Training are available. Please copy the link below into Google Chrome to access these practice opportunities. Note that Google Chrome is the only supported browser for this public version of the Online Tools Training.

WBTE Portal: <https://wbte.drcdirect.com/LL/portals/ll>

Choose Student Management from the All Applications Dropdown Menu



CTB

# Student Status Dashboard



DRC INSIGHT™ LAS LINKS

All Applications ▶

Student Management   Manage Students   Student Lookup   **Student Status Dashboard**   Student Status

Please select an item from the menu above.

Copyright © 2015–2017 Data Recognition Corporation

Under Student Management, you have 2 options for checking students' testing status: the Student Status Dashboard and the Student Status tab. Both will provide you with status information but the Student Status Dashboard will provide this information in a much more dynamic fashion.



# Student Status Dashboard

Once you have chosen the Student Status Dashboard application, the next page will ask you for a school site number. The school number is found anywhere in the portal that you see the drop down of your schools, including within the Add User's application as illustrated here. Type the school code, just the numbers into the box, to pull up the testing status at that school.

Please note, this dashboard can run status reports at the school level only and not at the district level at this time.

DRC INSIGHT LAS LINKS

All Applications ▶

## User Administration

Edit User Add Single User Upload Multiple Users

Instructions

Filters are required. See

Administration: LAS Links

School: Sample School - 11111

(All)

Sample School 11111

Student Management Manage Students Student Lookup Student Status Dashboard Student Status

### Student Status Dashboard

#### Site Selection

Search for a Site by name or code; then select the Administration

Copyright © 2015–2017 Data Recognition Corporation



Screen Clipping

CTB



# Student Status Dashboard

## Site Selection

Selected Site: Sales And Training Site 1 - 11111 - LAS Links  
 Search for a Site by name or code; then select the Administration

The student status dashboard will provide you in a graphical presentation, status by School overall, by grade, by content area and by assessment. When you hover over any color, it will give you students counts.

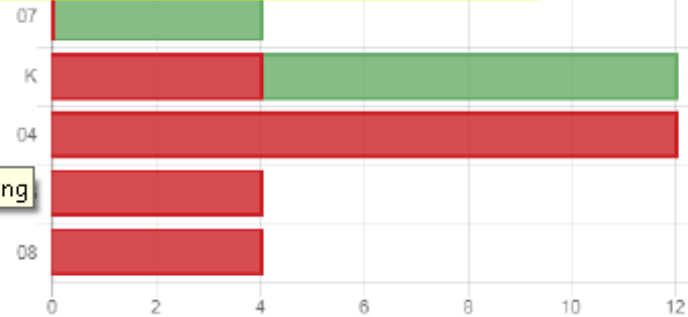
Click on the icon in the right hand corner of each chart to make it a list as opposed to a chart.



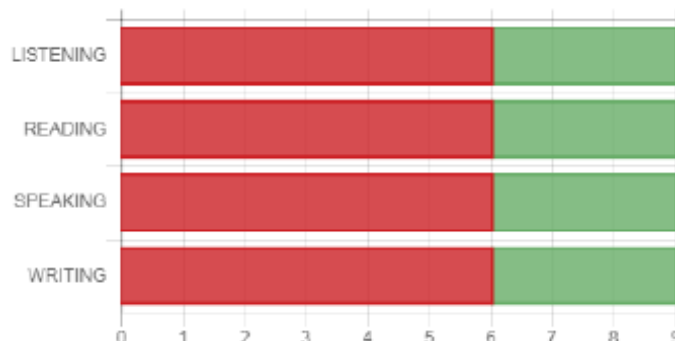
## Status



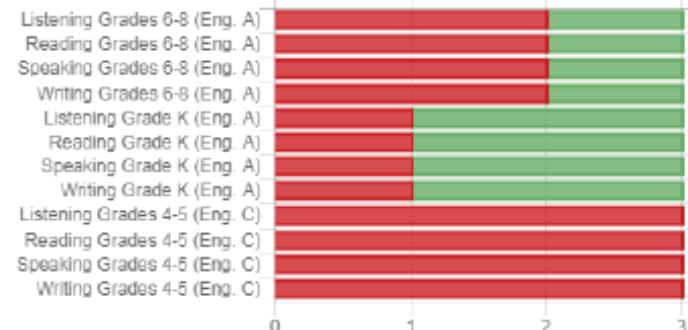
Screen Clipping

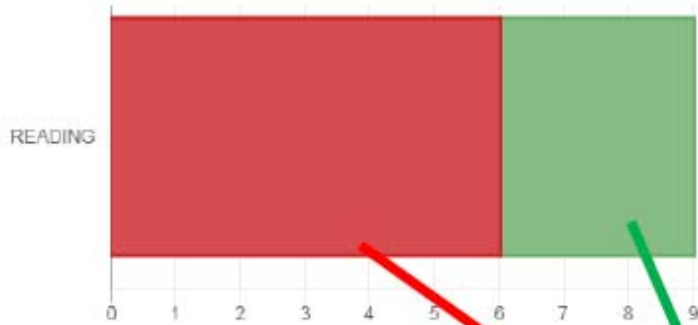


## Content Area



## Assessment





Reading Grades 6-8 (Eng. A)

When you click on one of bars (or circle), it will provide you with a student roster with time stamps, at the bottom of the page. This is a report that can be exported.

Screen Clipping



### Student Search Results

Export to CSV

Note: Times are displayed in Central Time

| Last Name | First Name | Grade ... | Content Ar... | Module  | Asses...me... | Status      | Start Time             | End Time               | Duration             |
|-----------|------------|-----------|---------------|---------|---------------|-------------|------------------------|------------------------|----------------------|
| Sample    | Sample     | 04        | READING       | Reading | Reading Gr... | Not Started |                        |                        |                      |
| Sample    | Sample     | 04        | READING       | Reading | Reading Gr... | Not Started |                        |                        |                      |
| Sample    | Two        | 04        | READING       | Reading | Reading Gr... | Not Started |                        |                        |                      |
| Test      | A          | 07        | READING       | Reading | Reading Gr... | Completed   | 11/16/2017<br>12:21 PM | 11/16/2017<br>12:22 PM | 0 Hours 1<br>Minutes |
| Test      | B          | 08        | READING       | Reading | Reading Gr... | Not Started |                        |                        |                      |
| Test      | C          | 06        | READING       | Reading | Reading Gr... | Not Started |                        |                        |                      |
| Test      | One        | K         | READING       | Reading | Reading Gr... | Completed   | 11/16/2017<br>09:32 AM | 11/16/2017<br>09:33 AM | 0 Hours 1<br>Minutes |





# Test Session Status Checking Option 2

## Status Summary



# Check the Status of a Test Session



All Applications ▾

Test Management **Manage Test Sessions** Manage Testing Windows

### Test Sessions

Manage Test Sessions Upload Multiple Test Sessions

[Instructions](#)

\* Indicates required fields

Administration \* District  School

Last Name  First Name  Student ID

Session  Test Administrator

LAS Links Form  Assessment

**Show Sessions** Print All Tickets

Sessions **Status Summary**

[Instructions](#)

| Session Summary |               |
|-----------------|---------------|
| Status          | Session Count |
| Not Started     | 8             |
| In Progress     | 9             |

| Student Summary     |                           |                           |                         |
|---------------------|---------------------------|---------------------------|-------------------------|
| Assessment          | # of Students Not Started | # of Students In Progress | # of Students Completed |
| LAS Links Form: SQA |                           |                           |                         |
| Francisco           | 101                       | 1                         | 0                       |
| html5               | 199                       | 1                         | 0                       |
| Listening           | 16                        | 4                         | 0                       |
| Multi Content       | 2                         | 1                         | 0                       |
| Speak               | 250                       | 18                        | 2                       |





# Test Session Status Checking Option 3

## Student Status



# Student Management

## Student Status



DRC INSIGHT LAS LINKS Welcome Super User ▶ Log Out

All Applications ▶

Student Management Manage Students Student Lookup Student Status Dashboard Student Status

### Student Status

[Instructions](#)

\* Indicates required fields

Administration \* District \* School \*

Grade  LAS Links Form

| Students  |            |       |                |             |            |          |          |  |
|-----------|------------|-------|----------------|-------------|------------|----------|----------|--|
| Last Name | First Name | Grade | LAS Links Form | Status      | Start Time | End Time | Duration |  |
| Squire    | Breanna    | 03    | LISTENING      | Not Started |            |          |          |  |
| Squire    | Breanna    | 03    | SPEAKING       | Not Started |            |          |          |  |
| skdisnine | skschool   | 06    | LISTENING      | Not Started |            |          |          |  |
| skdisnine | skschool   | 06    | SPEAKING       | Not Started |            |          |          |  |



# Reporting Options



- Paper/Pencil Testing
  - Local Hand scoring – Student Profile Sheet
  - DRC Scoring
    - Reporting Packages
    - LAS Links Online Reporting System
  
- LAS Links Online
  - LAS Links Online Reporting System
  
- Exporting Functionality

# LAS Links Score Types



- Immediate Reports:
  - Language Proficiency Report (all forms, English and Spanish)
  - Academic Language Proficiency Report (Form C, D English and Form B Español)
  
- Raw Scores, Scale Scores, Proficiency Levels (All Forms)
  - Listening, Speaking, Reading, and Writing
  
- Composite Scores:
  - Overall, Oral, Literacy\*
  - Comprehension, Production\*
  
- Strand Scores for Each Domain (New Forms):
  - Social: Intercultural and Instructional Communication
  - Academic: English Language Arts, Social Studies, and History
  - Academic: Mathematics, Science, and Technical Subjects

\*Forms C/D and Español B only



# On-Demand Reports – Individual Student Proficiency



**LAS Links**  
Student Proficiency and  
Academic Language Report

Test Date: Mar 03, 2016  
District: SAMPLE  
School: SAMPLE

Test Name: LAS Links Form C Level 2-3  
Form: C  
I.D:

## Proficiency Report

Student: SAMPLE, Grade: 2

|                | Proficiency Level | Scale Score | Raw Score |
|----------------|-------------------|-------------|-----------|
| Listening      | 3                 | 481         | 16        |
| Speaking       | 4                 | 523         | 39        |
| Oral           | 3                 | 502         | 55        |
| Reading        | 2                 | 469         | 19        |
| Writing        | 2                 | 457         | 19        |
| Comprehension  | 2                 | 475         | 35        |
| Productive     | 3                 | 490         | 58        |
| Literacy       | 2                 | 463         | 38        |
| <b>OVERALL</b> | <b>3</b>          | <b>482</b>  | <b>93</b> |

## Academic Report

Student: SAMPLE, Grade: 2

|  | Speaking     |              |           | Listening    |              |           | Reading      |              |           | Writing      |              |           |
|--|--------------|--------------|-----------|--------------|--------------|-----------|--------------|--------------|-----------|--------------|--------------|-----------|
|  | Pts Possible | Pts Obtained | % Correct | Pts Possible | Pts Obtained | % Correct | Pts Possible | Pts Obtained | % Correct | Pts Possible | Pts Obtained | % Correct |
| Social, Intercultural, and Instructional Communication | 13           | 13           | 100       | 8            | 6            | 75        | 10           | 7            | 70        | 10           | 6            | 60        |
| Academic   | 28           | 26           | 93        | 12           | 10           | 83        | 20           | 12           | 60        | 22           | 13           | 59        |
| Foundational Skills                                    | N/A          | N/A          | N/A       | N/A          | N/A          | N/A       | 6            | 2            | 33.3      | N/A          | N/A          | N/A       |
| Language Arts, Social Studies, History                 | 14           | 14           | 100       | 6            | 4            | 66.7      | 7            | 5            | 71.4      | 11           | 6            | 54.5      |
| Mathematics, Science Technical Subjects                | 14           | 12           | 85.7      | 6            | 6            | 100       | 7            | 5            | 71.4      | 11           | 7            | 63.6      |
| <b>TOTAL SCORE*</b>                                    | <b>39</b>    |              |           | <b>16</b>    |              |           | <b>19</b>    |              |           | <b>19</b>    |              |           |

\*Total Score= Social, Intercultural, and Instructional Communication+ Academic Score

# LAS Links

## Immediate Academic Language Report



**Grade:** 9  
**Test Name:** LAS Links Form C Level 9-12

|  | Speaking     |              |           | Listening    |              |           | Reading      |              |           | Writing      |              |           |
|--|--------------|--------------|-----------|--------------|--------------|-----------|--------------|--------------|-----------|--------------|--------------|-----------|
|  | Pts Possible | Pts Obtained | % Correct | Pts Possible | Pts Obtained | % Correct | Pts Possible | Pts Obtained | % Correct | Pts Possible | Pts Obtained | % Correct |
| Social, Intercultural, and Instructional Communication | 13           | 7            | 53.8      | 9            | 5            | 55.6      | 14           | 6            | 42.9      | 10           | 2            | 20        |
| Academic   | 28           | 3            | 11        | 14           | 9            | 64        | 16           | 5            | 31        | 22           | 1            | 5         |
| Foundational Skills                                    | N/A          | N/A          | N/A       | N/A          | N/A          | N/A       | N/A          | N/A          | N/A       | N/A          | N/A          | N/A       |
| Language Arts, Social Studies, History                 | 14           | 1            | 7.1       | 7            | 4            | 57.1      | 8            | 3            | 37.5      | 11           | 0            | 0         |
| Mathematics, Science, Technical Subjects               | 14           | 2            | 14.3      | 7            | 5            | 71.4      | 8            | 2            | 25        | 11           | 1            | 9.1       |
| <b>Total Score*</b>                                    | 10           |              |           | 14           |              |           | 11           |              |           | 3            |              |           |

\*Total Score = Social, Intercultural, and Instructional Communication + Academic Score

# Compare with ORS... Post-Export LAS Links Student Proficiency Report



| Language Context Strands                               | Speaking |                 |                 | Listening |                 |                 | Reading |                 |                 | Writing |                 |                 |
|--|----------|-----------------|-----------------|-----------|-----------------|-----------------|---------|-----------------|-----------------|---------|-----------------|-----------------|
|  | RGA      | Points Obtained | Points Possible | RGA       | Points Obtained | Points Possible | RGA     | Points Obtained | Points Possible | RGA     | Points Obtained | Points Possible |
| Social, Intercultural, and Instructional Communication | 8        | 13 ▲            | 13              | 6         | 5               | 8               | 11      | 10              | 14              | 8       | 7               | 10              |
| Foundational Skills                                    | ---      | ---             | ---             | ---       | ---             | ---             | ---     | ---             | ---             | ---     | ---             | ---             |
| Language Arts, Social Studies, History                 | 12       | 7               | 14              | 4         | 4               | 6               | 6       | 4               | 8               | 8       | 4               | 11              |
| Mathematics, Science, Technical Subjects               | 12       | 7               | 14              | 5         | 4               | 6               | 6       | 4               | 8               | 9       | 4               | 11              |
| Academic*  | 22       | 14              | 28              | 9         | 8               | 12              | 12      | 8               | 16              | 17      | 8               | 22              |

RGA: The Reference Group Average is the expected average performance of the student sample used in LAS Links Field Testing.  
 \*The Academic scores for each Skill Area include all language context strands except the 'Social, Intercultural, and Instructional Communication' strand.

▲ = Indicates student scored at or above Reference Group Average.  
 X = Scores not reported for strands with less than three points.  
 N/A = Not Applicable  
 INV = Test Invalidation

# Online Reporting System



**TYLER ADAM**  
 Birthdate: 06/06/03  
 Gender: Female  
 Student ID#: 1200000408

Grade: 05  
 Form/Level: D/3  
 Class: FLORES  
 School: ASHLAND ELEM  
 District: MARINA UNION DISTRICT

## Student Proficiency Report

Test Date: 06/17/13

| Skill Area      | Scale Score | Proficiency Level |                         |                   |                 |
|-----------------|-------------|-------------------|-------------------------|-------------------|-----------------|
|                 |             | 1<br>Beginning    | 2<br>Early Intermediate | 3<br>Intermediate | 4<br>Proficient |
| Speaking        | 521         | 360-448           | 449-474                 | 475-510           | 511-558         |
| Listening       | 556         | 350-457           | 458-489                 | 490-527           | 528-583         |
| Reading         | 585         | 360-469           | 470-504                 | 505-535           | 536-589         |
| Writing         | 608         | 290-434           | 435-498                 | 499-537           | 538-584         |
| Overall*        | 567         | 340-452           | 453-491                 | 492-527           | 528-578         |
| Comprehension** | 570         | 355-490           | 491-508                 | 509-530           | 531-572         |
| Oral***         | 538         | 355-451           | 452-484                 | 485-515           | 516-579         |
| Literacy****    | 596         | 325-451           | 452-501                 | 502-536           | 537-586         |
| Productive***** | 564         | 325-441           | 442-486                 | 487-523           | 524-571         |

## LAS Links™

### Reading Links

SUE CHONG

Grade: 4.7

### SELECT TITLE

**Purpose**  
 This report provides a list of books based on your student's performance on the Las Links Reading test. It can be used to assist your student in improving reading skills.

Simulated Data

### CUSTOM TITLE

Birthdate: MM/DD/YY  
 Special Codes: ABCDEFGHIJKLMNOPQRST  
 41111111111111111111  
 Form/Level: G-14  
 Test Date: MM/DD/YY Scoring: PATTERN ORT  
 QM: 31 Norms Date: 2007  
 Class: ANYCLASS 30000/30000  
 School: ANYSCHOOL  
 District: ANYDISTRICT  
 City/State: ANYTOWN, CA  
 CTBID: 61065M016150001-02-00001-000202

Page 1

### SUGGESTED TITLES

| SUGGESTED TITLES                                | AUTHOR                        | LEXILE |
|---|-------------------------------|--------|
| In the Year of the Boar and Jackie Robinson     | Bette Bao Lord                | 730    |
| A Wrinkle in Time                               | Madeleine L'Engle             | 740    |
| Journey to Ellis Island                         | Carol Bierman                 | 750    |
| Little House on the Prairie                     | Laura Ingalls Wilder          | 760    |
| Not My Dog                                      | Colby Rodowsky                | 770    |
| Red Scarf Girl                                  | Ji-Li Jiang                   | 780    |
| Animal Defenses: How Animals Protect Themselves | Etta Kaner                    | 790    |
| Gail Devers                                     | Bill Gutman                   | 800    |
| The Bridge to Terabithia                        | Katherine Paterson            | 810    |
| Crossing the Delaware: A Journey of Many Voices | Louise Peacock                | 820    |
| Snowflake Bentley                               | Jacqueline Briggs Martin      | 830    |
| Seven Brave Women                               | Betsy Gould Hearne            | 840    |
| Chuck Close, Up Close                           | Jan Greenberg & Sandra Jordan | 850    |
| Ramona Quimby, Age Eight                        | Beverly Cleary                | 860    |
| Dragonwings                                     | Lawrence Yep                  | 870    |

Recommended Lexile Range = 730 - 870

Student's Lexile Link = 800

### General Interpretation

Listed above is a selection of books that should provide an appropriate reading challenge for your student based on his or her performance on the Las Links Reading test. The books have been chosen from reading lists published by various professional organizations and associations and have been reviewed to ensure content appropriateness.

All of the books listed should be available at public libraries, school libraries, or bookstores.

The Lexile Link and Lexile Range have been provided to assist you in determining other titles that may offer an appropriate challenge for your student. For more information about Lexiles and additional reading materials, visit [www.lexile.com](http://www.lexile.com).

# Online Reporting System



## Online Reporting System

LIVE DEMONSTRATION

[www.ctbonlinereporting.com](http://www.ctbonlinereporting.com)

DATA RECOGNITION  
**DRC**  
CORPORATION

### Online Reporting System

This site provides dynamic access to student performance results of [CTB Assessments](#), TerraNova and LAS Links. The CTB Online Reporting System allows users to:

- Create their own reports, graphs, or data files
- Conduct ad hoc data queries and analysis
- Disaggregate on user-selected subgroup variables
- Drill down from summaries to individual students
- Print reports in PDF format or export to other software programs

For more information and support for this application, please click [here](#) or call (888) 631-2264.

**Sign In**

Username:

Password:

[Can't sign in?](#)  
[Need an account?](#)

Published by CTB/McGraw-Hill LLC, a subsidiary of The McGraw-Hill Companies, Inc., 20 Ryan Ranch Road, Monterey, California 93940-5703. Copyright © 2010 by CTB/McGraw-Hill LLC. No part of this publication may be reproduced or distributed in any form or by any means, or stored in a database or retrieval system, without the prior written permission of the publisher.

Powered by eMetric, which is the owner of all copyright, trademark, service mark, and other intellectual property rights thereto (Copyright © 2010 eMetric LLC, San Antonio, Texas).

powered by eMetric

Thank You For Your Time Today



**THANK  
YOU!**

A thick, orange brushstroke underline is positioned below the word "YOU!".

**Visit, [www.LASLinks.com](http://www.LASLinks.com)  
for an in-depth look at  
LAS Links Online.  
Or contact us at  
800.538.9547.**