

CSI Data File Review

A Review of CSI Identification and Exit

Sonja J. Robertson and Deborah Donovan

mdek12.org



MISSISSIPPI
DEPARTMENT OF
EDUCATION

December 7, 2022




VISION

To create a world-class educational system that gives students the knowledge and skills to be successful in college and the workforce, and to flourish as parents and citizens



MISSION

To provide leadership through the development of policy and accountability systems so that all students are prepared to compete in the global community



1

ALL Students Proficient and Showing Growth in All Assessed Areas



2

EVERY Student Graduates from High School and is Ready for College and Career



3

EVERY Child Has Access to a High-Quality Early Childhood Program

EVERY School Has Effective Teachers and Leaders

4



EVERY Community Effectively Uses a World-Class Data System to Improve Student Outcomes

5

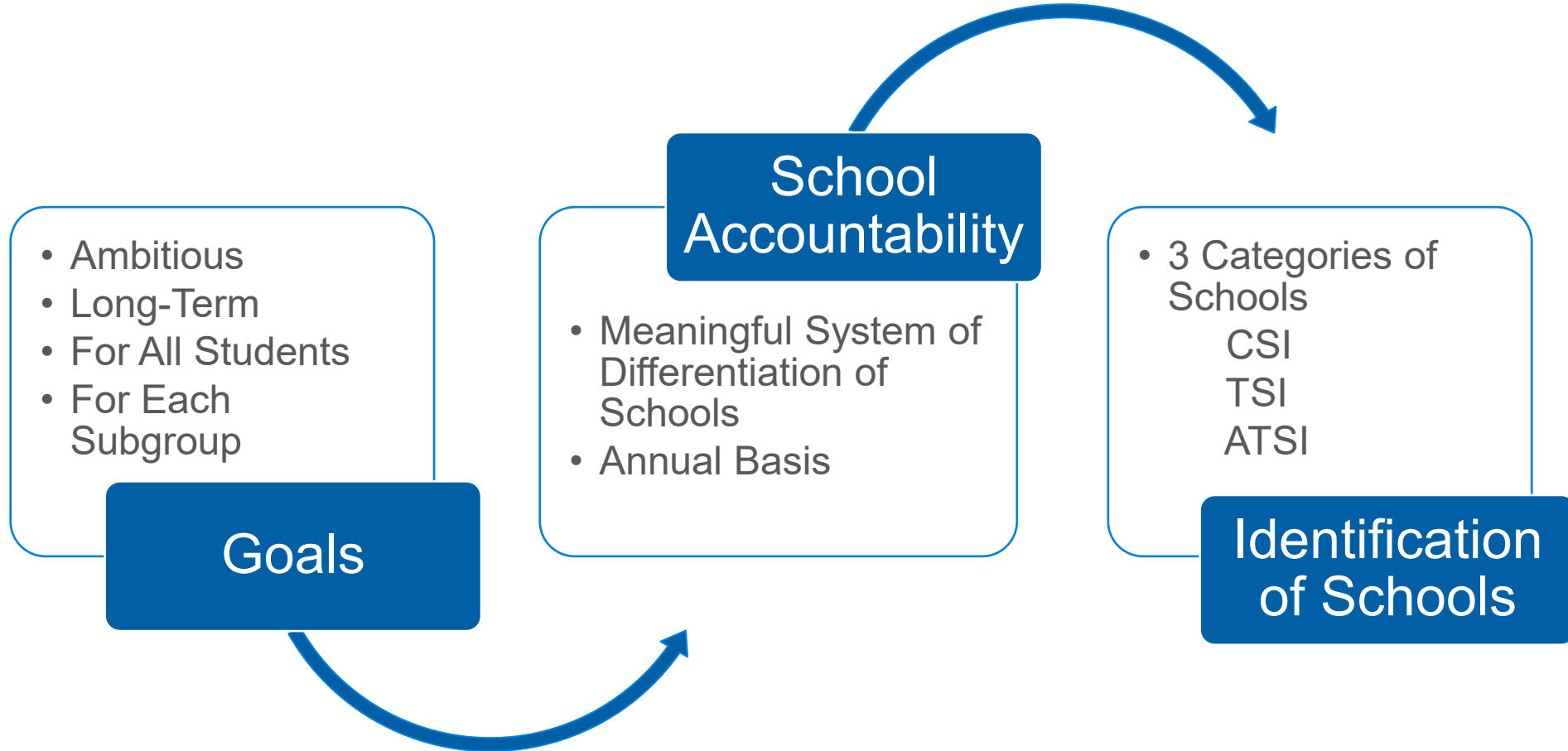


EVERY School and District is Rated “C” or Higher

6



Intersection of School Improvement & Accountability



CSI- Comprehensive Support and Improvement

- Grad Rate 67% or below
- Lowest 5% Title I Schools (based on 3 years of data)
- Non-exiting Title I ATSI Schools (Fall 2023)

CSI- Comprehensive Support and Improvement

- Grad rate above 67%, or
- 3-year average performance above lowest 5% of Title IA schools, and any increase over the identification year accountability score
- *(Non-Exiting ATSI)* Average subgroup performance (3-year avg) above the bottom 5% Title I schools **(Beginning Fall 2023)** and any increase over the identification year subgroup score

- **CSI TSI ATSI Summary Data**
 - contains information for each identified school (CSI, TSI, and ATSI)

CSI TALK

Requirement

ED requires the SEA, in accordance with section 1111(d)(2)(C) of ESEA, to identify any subgroup that is performing as poorly as the schools identified for CSI, as ATSI using the same methodology.

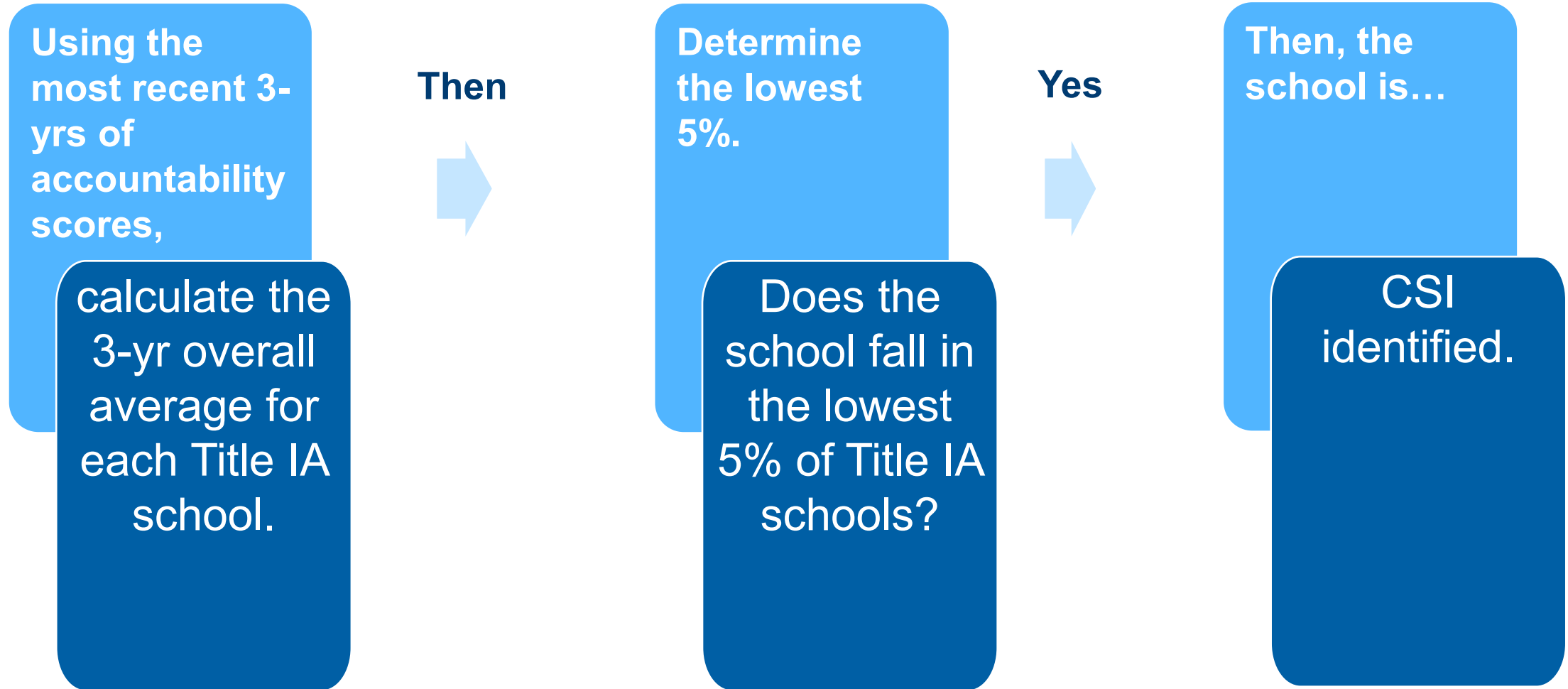
2017-2018

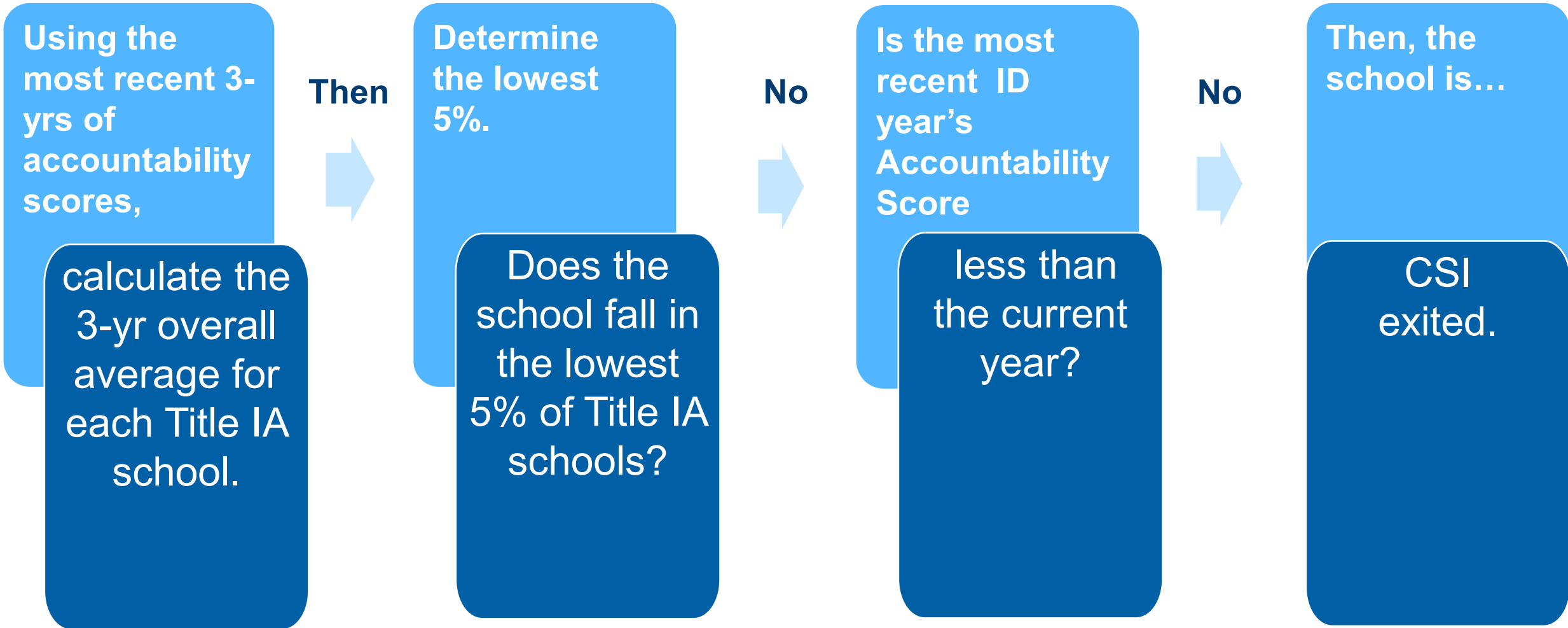
Identification
Year Data
Utilized

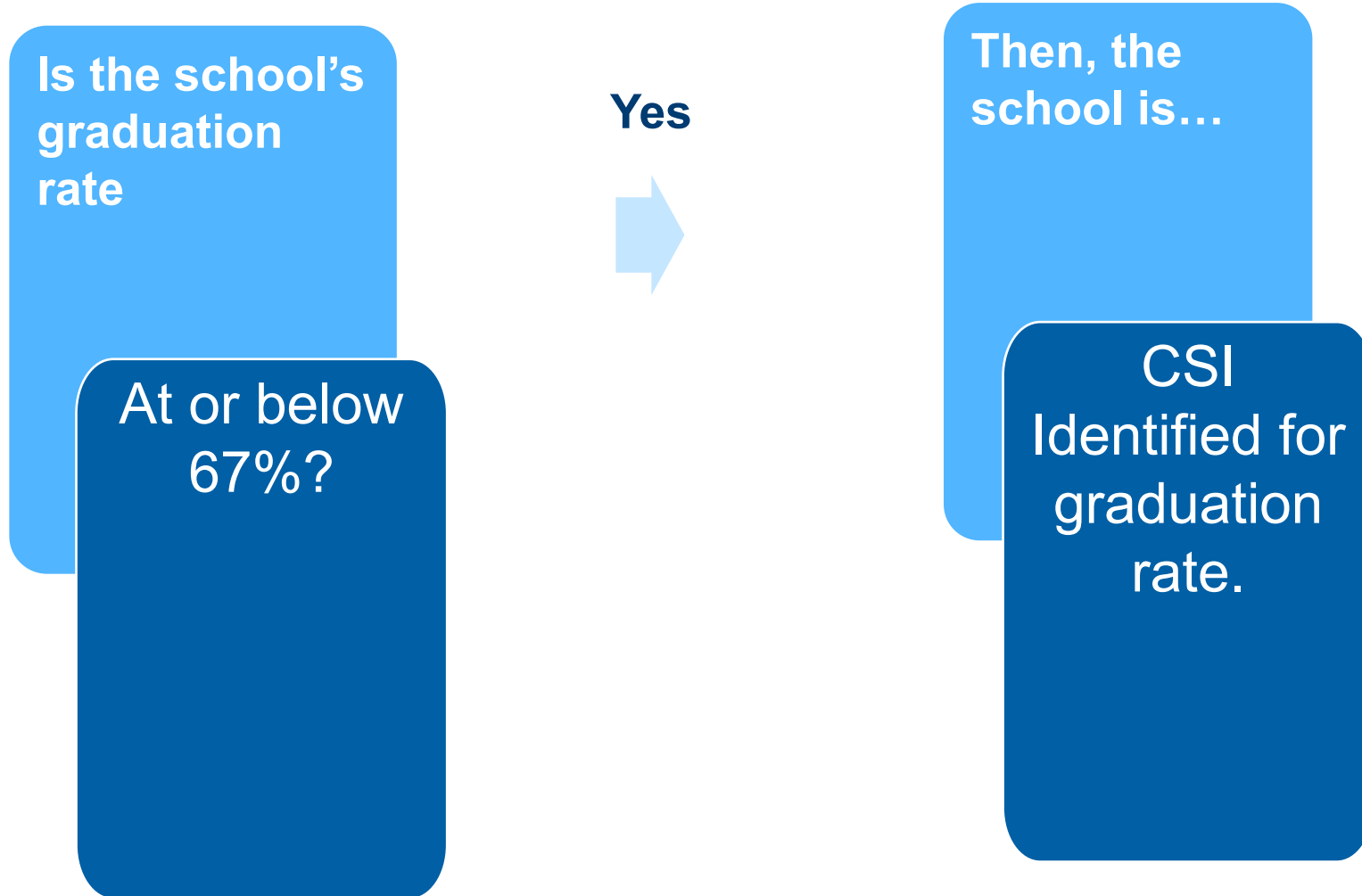
2021-2022

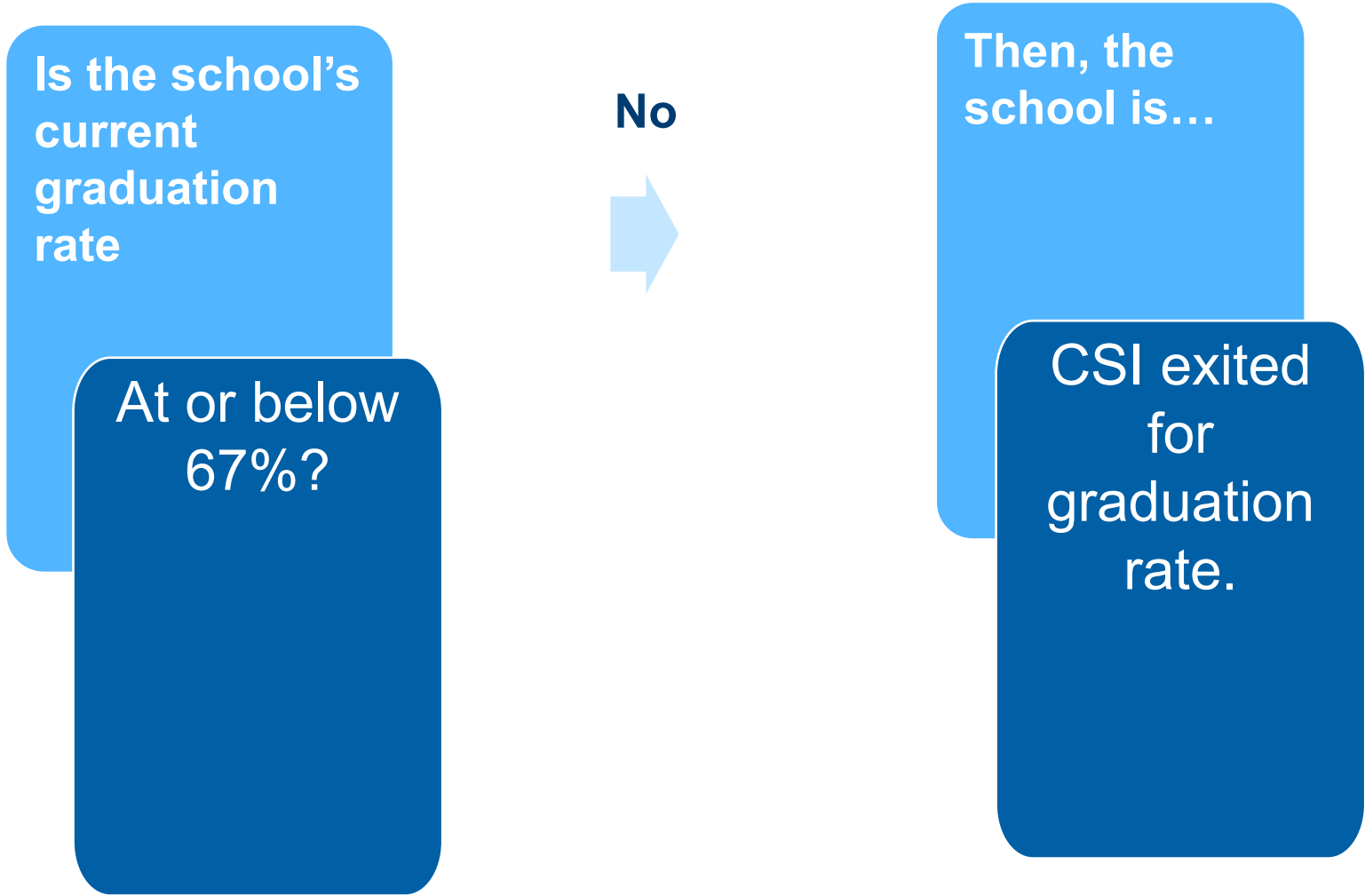
3-Yr.
Average
Utilized











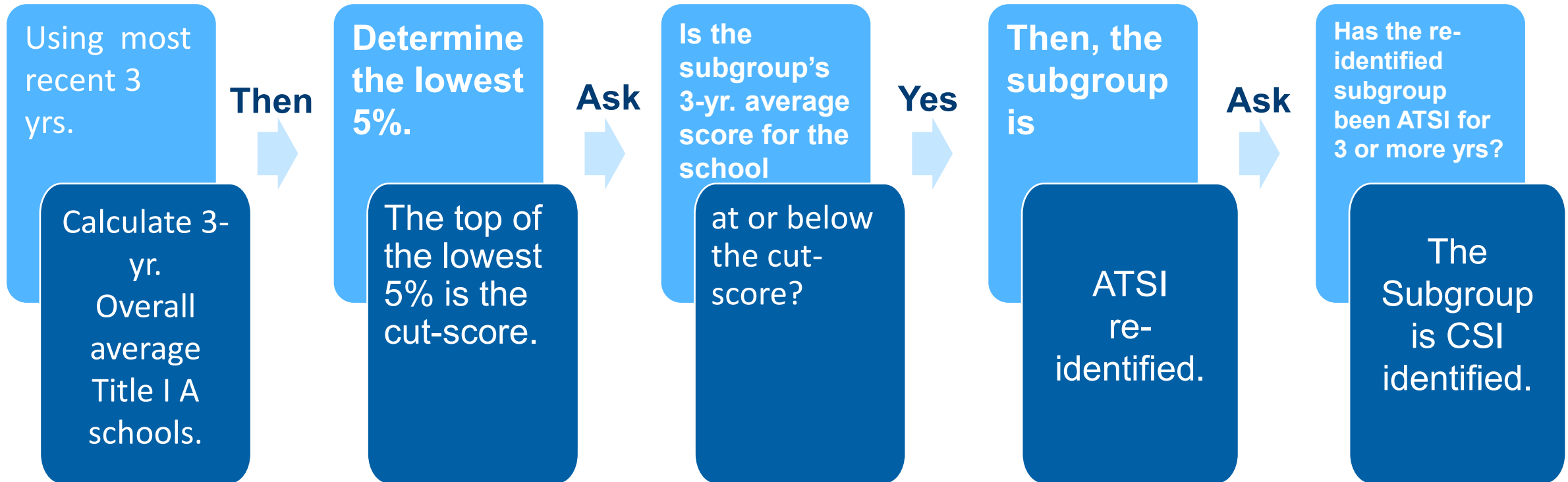
Identifying/Exiting CSI - Spreadsheet

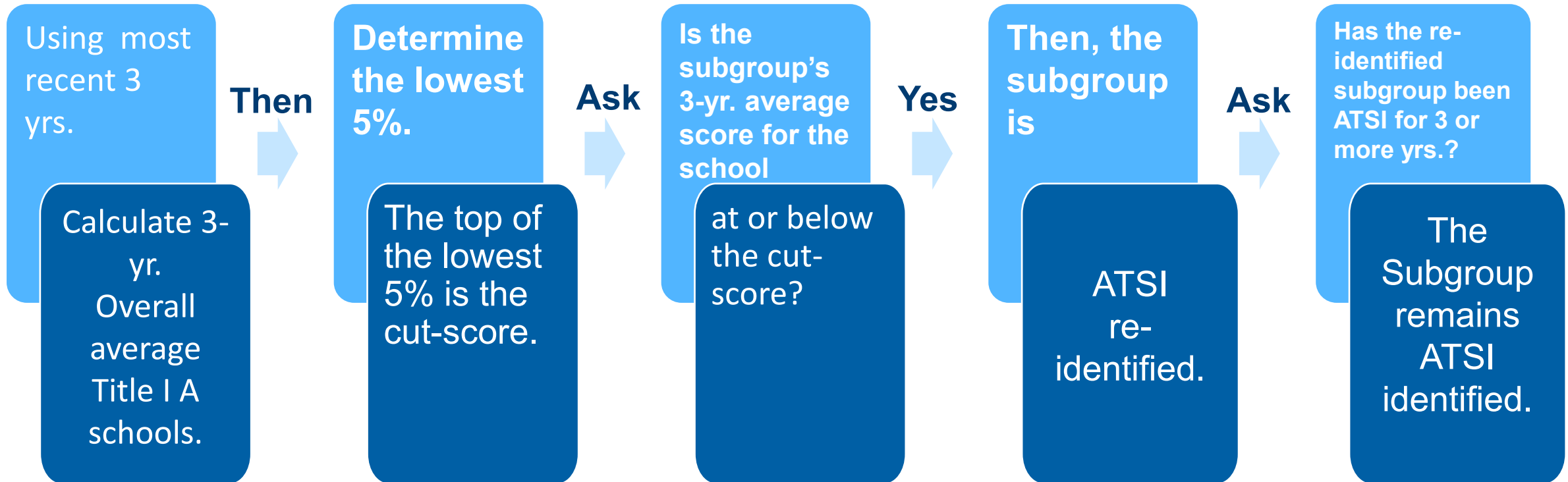
2021-22 Accountability Score	2018-2019 Accountability Score	2017-2018 Accountability Score	3-Yr Avg Accountability Score	600-700 Cutpoint	CSI	Flagged for Grad Rate?	Flagged for Bottom 5%?	Year identified for Grad Rate	Exited for Grad Rate?	Year identified for Bottom 5%	Exited for Bottom 5%?
319	278	191	263	264	Y		Y			2017-2018	
270	203	207	227	264	Y		Y			2017-2018	
224	306	261	264	264	Y		Y			2021-2022	
290	286	213	263	264	Y		Y			2017-2018	
316	243	226	262	264	Y		Y			2017-2018	
495	509	223	409	264						2017-2018	Y
220	293	255	256	264	Y		Y			2021-2022	
329	245	211	262	264	Y		Y			2017-2018	

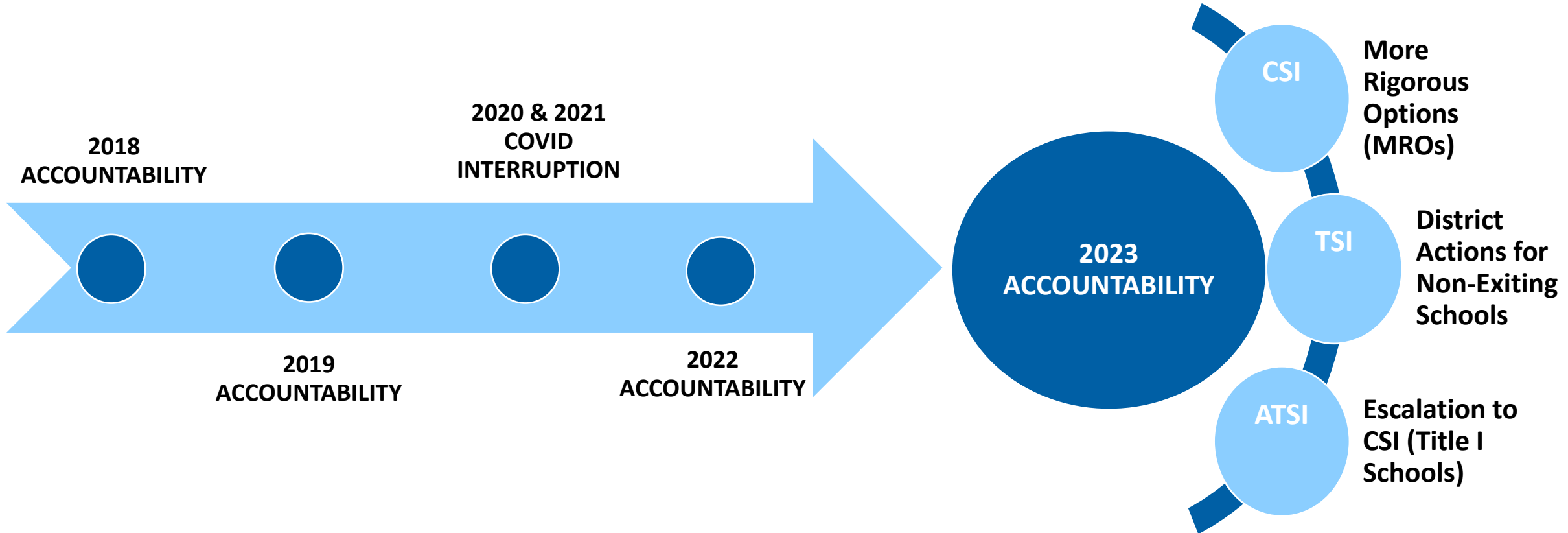
ATSI to CSI Escalation

Fall 2023

Year in District Detail Data File	Accountability Data Year	School Improvement Identification Year
2017	2017-2018	2018-2019
2018	2018-2019	2019-2020
2021	2021-2022	2022-2023







- Schools reidentified in the Fall of 2023
 - CSI – Back on Cycle for 3-year identification
 - CSI – Required to implement MDE determined More Rigorous Options
 - ATSI – Will be identified once every 3 years, but will still be able to exit annually
 - 2022 ATSI Title I schools identified in 2018 and 2019 for the same subgroup(s) will escalate to CSI
 - New ATSI Title I schools identified in 2022 must exit during the next cycle (Fall 2026), which is the 2026-2027 year, if not, it will escalate to CSI

CSI		ATSI	
INITIAL ID YEAR(S)	IMPLEMENT MORE RIGOROUS OPTIONS	INITIAL ID YEAR(S)	IMPLEMENT ATSI TO CSI ESCALATION
2018-2019	2023-2024	2018-2019 & 2019-2020	2023-2024
2022-2023 & 2023-2024	2026-2027	2022-2023 & 2023-2024	2026-2027



Dr. Sonja Robertson

Executive Director of School Improvement
srobertson@mdek12.org

Mrs. Deborah Donovan

Director of Data Analysis and Reporting
ddonovan@mdek12.org

mdek12.org



MISSISSIPPI
DEPARTMENT OF
EDUCATION

