

Social Emotional Learning in the Classroom

Literacy Summit

September, 2019



Dr. Jennifer Trammell, Director of K-12 Academic Counseling
Ginger Koestler, Behavior Intervention Specialist

Mississippi Department of Education

VISION

To create a world-class educational system that gives students the knowledge and skills to be successful in college and the workforce, and to flourish as parents and citizens

MISSION

To provide leadership through the development of policy and accountability systems so that all students are prepared to compete in the global community




State Board of Education Goals

FIVE-YEAR STRATEGIC PLAN FOR 2016-2020

1

Students Proficient and Showing Growth in All Assessed Areas



2

Every Student Graduates from High School and is Ready for College and Career



3

Every Child Has Access to a High-Quality Early Childhood Program



4

Every School Has Effective Teachers and Leaders



5


Every Community Effectively Uses a World-Class Data System to Improve Student Outcomes



6


Every School and District is Rated "C" or Higher





3

Social and Emotional Learning



4

Ask Yourself...

"If a child does not know how to read, we ..."

"If a child does not know how to swim, we ..."

"If a child does not know how to multiply, we ..."

"If a child does not know how to drive, we ..."

"If a child does not know how to behave, we ..."

... teach? ... punish?

Are you able to finish the last sentence as automatically as the others? Why not?



5

Social and Emotional Learning (SEL)

What is SEL?

- Social and emotional learning (SEL) is the process through which children and adults understand and manage emotions, set and achieve positive goals, feel and show empathy for others, establish and maintain positive relationships, and make responsible decisions. (Casel, 2019)



6

Social and Emotional Learning

Five Keys to Social and Emotional Success

<https://www.youtube.com/watch?v=DqNn9qWoO1M>



7

Social and Emotional Learning



© CASEL 2017



8

Social and Emotional Learning (SEL)

School, Classroom, and Home Resources



School leaders are establishing a welcoming climate of teamwork and collaboration and integrating SEL into all aspects of the school day.

[Learn more.](#)



In classrooms teachers are modeling respect and empowering students in every interaction and teaching SEL directly and as part of reading, math, and other subjects.

[Learn more.](#)



In homes family members are modeling and supporting the kinds of positive behaviors that help children develop into competent and caring adults.

[Learn more.](#)

(Casel, 2019)

Social Emotional Competencies

Two Educational Strategies

- Systematically **teaching**, **modeling**, and **facilitating** the application of **social** and **emotional competencies** in ways that allow students to apply them as part of their daily repertoire of behaviors
- Establishing **safe**, **caring**, and **highly engaging learning environments** involving peer and family initiatives and school wide community building activities

CASEL's Five Competence Domains

Self-Awareness

Competence in self-awareness involves the **understanding of** one's **emotions, personal goals, and values**

- (a) involves accurately assessing one's strengths and limitations
- (b) having positive mindsets
- (c) possessing a well-grounded sense of efficacy and optimism

How thoughts, feelings and actions are interconnected.



11

CASEL's Five Competence Domains

Self-Management

Competence in self-management requires **skills** and **attitudes** that facilitate the ability to **regulate emotions and behaviors**

- (a) delay gratification
- (b) manage stress
- (c) control impulses
- (d) persevere through challenges to achieve personal and educational goals



12

CASEL's Five Competence Domains

Social-Awareness

Competence in social awareness involves the **ability** to **take the perspective** of those with **different backgrounds** or **cultures** to **empathize** and **feel compassion**

- (a) understanding social norms for behavior
- (b) recognizing family, school and community resources and supports



CASEL's Five Competence Domains

Relationship Skills

Relationship skills provide children with the **tools** they need to **establish** and **maintain** healthy and rewarding **relationships**. Competence in this domain involves:

- (a) communicating clearly
- (b) listening actively
- (c) cooperating
- (d) resisting inappropriate social pressure
- (e) negotiating conflict constructively
- (f) seeking help when it is needed



CASEL's Five Competence Domains

Responsible Decision Making

Responsible decision making requires the **knowledge**, **skills**, and **attitudes** needed to make **constructive choices** about **personal behavior** and **social interactions** across diverse settings. It requires the ability to

- (a) consider ethical standards and safety concerns
- (b) make realistic evaluation of consequence
- (c) take the health and wellbeing of self and others into consideration *prior to* engaging in actions



15

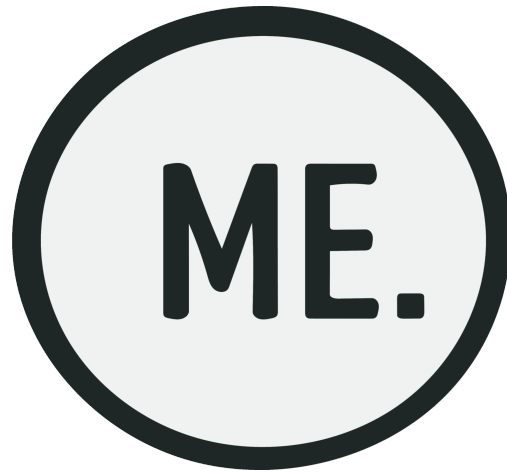
Self-Awareness Activity



16

Bio Poem

Step 1:
Number 1-7 on
a sheet of paper



Bio Poem

Step 2: Complete these lines:

- Line 1: Your First Name
- Line 2: Four words that describe you...
- Line 3: Relative of...
- Line 4: Fanatic of...
- Line 5: Who feels...
- Line 6: Who needs...
- Line 7: Who gives...
- Line 8: Who fears...
- Line 9: Who would like to see....
- Line 10: Your last name

Building Relationships



19

Building Relationships

Hierarchy of Friendship

- Stage 1 – Play Partner
- Stage 2 – People to chat to
- Stage 3 – Help and encouragement
- Stage 4 – Intimacy/empathy
- Stage 5 – The sure shelter



20

Hierarchy of Friendship

Stage 1 – Play Partner



- Earliest stage of friendship
- A friend is someone who plays with the child.
- Often a friend with share and let the other borrow toys

Hierarchy of Friendship

Stage 2 – People to Chat to

- A friend is someone who shares the same interests.
- Conversations move away from the game or activity that is involved to more personal topics.
- Children begin to learn and ask questions about each other.



Hierarchy of Friendship

Stage 3 – Help and Encouragement



- A friend is considered someone who will help, support, and encourage.
- These particular friendships are one-way.

23

Hierarchy of Friendship

Stage 4– Intimacy/Empathy

- In this relationship, both friends give support and encouragement to one another.
- Friends begin to emotionally bond.
- Giving and receiving affection becomes a vital part of the relationship.



24

Hierarchy of Friendship

Stage 5– The Sure Shelter

- A relationship that consists of trust, fidelity, and unconditional acceptance.
- “A place where you can take your mask off”.
- Gifted students yearn for this friendship years before their peers.



Building Relationships

Tips when encouraging peer interactions

- Encourage participation in clubs or organizations
- Student led activities
- Include group projects
- Pair students with similar interests, abilities, or drives
- Teach interpersonal skills in your classroom

Relationship Skills Activity



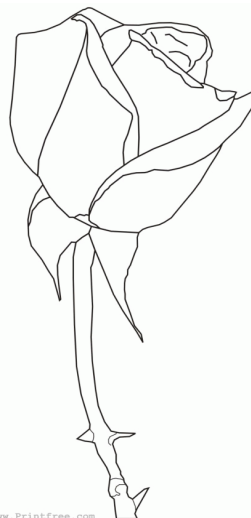
27

Rose Blossom Thorn

Step 1: On your sheet of paper draw a rose.

Be sure to include the following:

- Blossom
- Stem
- Thorns



<http://www.Printfree.com>

28

Rose Blossom Thorn

Step 2: Take two minutes to label the following:

- Rose = something positive that happened this past week
- Blossom = something you are looking forward to next week
- Thorn = something you need help with within the next week



29

Rose Blossom Thorn

Step 3: Find a partner

- Choose someone that you don't know well
- Share your Rose, Blossom, and Thorn
- What is something new that you learned about your partner?
- How did you connect with your partner?
- How did this activity make you feel?



30

Communication Skills



31

Communication Skills

Children Learn to Communicate in Three Ways:

- How parents interact with them
- Observing parents how they interact with others
- Their own interactions with others

*Children need time to learn to communicate



32

Communication Skills

Communication directly correlates with literacy

- The more positive communication between parents and children, the better readers they become.
- Helps children establish a strong voice
- Children in homes that value SEL have a rate of 3 million more words before the age of three.



*Children need time to learn to communicate

33

Communication Skills

How can we help teach and strengthen our students' communication skills?

- Listen more than talk
- Accept feelings (even if you don't agree!)
- Create and maintain a positive culture in your classroom
- Understand silence
- Use reflective listening



MISSISSIPPI
DEPARTMENT OF
EDUCATION
Ensuring a bright future for every child

34

Communication Skills

How can we help teach and strengthen our gifted students' communication skills?



- Separate behavior from the child
- Teach interpersonal skills
- Be honest
- Communicate with touch
- Share your own experiences and feelings
- Award honesty

Communication Skills

Teaching Interpersonal Skills

- The use of appropriate greetings
- The importance of initiating activities with their peers
- How to carry on a conversation without being distracted
- How to be assertive without being aggressive or disrespectful
- Proper strategies for conflict resolution
- How to negotiate and compromise appropriately
- Understanding non-verbal communication

Goal Setting



37

Goal Setting

“Achievement is most positively affected by students and teachers setting challenging goals that are relevant to the students’ level of abilities and achievement”

-Richard M. Cash



38

Goal Setting

DID YOU KNOW.....

- Students who set more challenging goals out-performed their peers.
- Goal setting positively reinforces their abilities
- The most important part of goal setting with students is the initial level of commitment that is expressed.
- It is best to move students from a performance-approached goal (I am better than others) to a mastery-approach goal (my personal best).



39

Goal Setting

SMARTS/S Goals

S = Specific. The more specific a goal is the more likely a student is to achieve it.

M = Measurable. The student should learn how to measure the goals and how to track it.

A = Achievable. We can best support the student when the goal is one that can actually be accomplished.

R = Realistic. The “Goldilocks Principle”- Just right!

T = Timely. Not too long or too short.

S/S = Strategies to Success. Knowing which strategies to use when is crucial



40

Goal Setting

Strategies to Success

- Helps to deal with complex situations
- Teach students more than one strategy!
- Students must learn to try different strategies to achieve success as well as refine ones that have previously worked.
- Have students share with their peers what has worked for their goals. Peer sharing is powerful!



41

Goal Setting

Teachers can help support students in setting quality goals by:

- Help students identify their “ideal self”
- Keep students aware of the strategies and skills they are developing to achieve the ideal self.
- Openly express your belief that they can accomplish their goals.
- Provide constant support but don’t enable
- Provide effective feedback

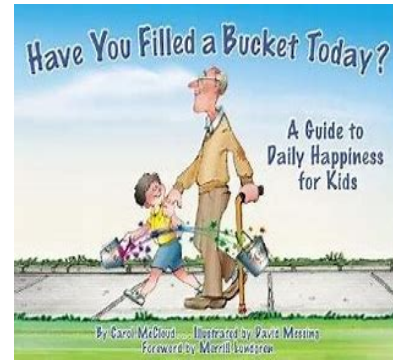


42

Social and Emotional Learning

Tips to Integrating SEL

- Use story time for teachable moments
- Work in partnerships
- Teach them how to work in a group
- Nurture a culture of kindness
- Give them new words to say



<https://www.weareteachers.com/21-simple-ways-to-integrate-social-emotional-learning-throughout-the-day>



43

Social and Emotional Learning

Tips to Integrating SEL



- Set up a peace place
- Utilize peer mediation
- Practice lots of role-play
- Allow for talk time
- Buddy up with an older or younger class
- Build community with class teams

<https://www.weareteachers.com/21-simple-ways-to-integrate-social-emotional-learning-throughout-the-day>



44

Social and Emotional Learning

Tips to Integrating SEL

- Student journaling
- Encourage expression through art
- Assign interview projects
- Give them a job



<https://www.weareteachers.com/21-simple-ways-to-integrate-social-emotional-learning-throughout-the-day>



45

QUESTIONS?



46

References

Babywisemom (2018, January 18). *How to teach a gifted child communication skills*. Retrieved from www.babywisemom.com

Cash, R. (2018, January 4). *SMART goals for gifted students*. Retrieved from <https://freespiritpublishingblog.com/2018/01/04/smart-goals-for-gifted-students/>

Gross, M. (2006). *Tips for parents: gifted children's friendships*. Retrieved from <https://www.davidsongifted.org/Search-Database/entry/A10400>

www.casel.org

www.raisinglifelonglearners.com



47

Contact Information

Dr. Jennifer Trammell
Director of K-12 Academic Counseling
Office of Secondary Education

jtrammell@mdek12.org

Ginger Koestler
Behavior Intervention Specialist
Office of Intervention Services

gkoestler@mdek12.org



48