

# Materials List


Centers	Materials
<p data-bbox="185 701 451 743"><b>Creative Arts</b></p> 	<p data-bbox="607 417 797 449"><b>Brave Capes:</b></p> <ul data-bbox="626 453 1104 835" style="list-style-type: none"> <li>• <i>Nana in the City</i></li> <li>• child-made Powerful Shirts</li> <li>• examples of Loveys (from Unit 2)</li> <li>• pillowcases or fabric</li> <li>• large white construction paper</li> <li>• permanent markers</li> <li>• Beautiful Stuff</li> <li>• adhesives</li> <li>• smocks</li> <li>• clothespins</li> <li>• string</li> </ul> <p data-bbox="607 869 735 900"><b>Mosaics:</b></p> <ul data-bbox="626 905 1123 1220" style="list-style-type: none"> <li>• <i>Dog's Colorful Day</i></li> <li>• colored squares</li> <li>• paper</li> <li>• adhesives</li> <li>• writing utensils</li> <li>• glue</li> <li>• glue brushes</li> <li>• Q-tips</li> <li>• images of mosaics (see Resource)</li> </ul>
<p data-bbox="250 1486 375 1518"><b>Blocks</b></p> 	<p data-bbox="600 1356 837 1388"><b>Building a City:</b></p> <ul data-bbox="626 1392 1362 1829" style="list-style-type: none"> <li>• <i>Nana in the City</i></li> <li>• <i>Matthew and Tilly</i></li> <li>• <i>A Letter to Amy</i></li> <li>• variety of blocks</li> <li>• large paper</li> <li>• clipboards</li> <li>• writing utensils</li> <li>• sample child-made classroom map(s)</li> <li>• vehicles, traffic signs, and people figures</li> <li>• Beautiful Stuff</li> <li>• images of cities (see Resource)</li> <li>• cut-out signs for community buildings (see Resource)</li> </ul>

**Creative Arts**








- Brave Capes:**
- *Nana in the City*
  - child-made Powerful Shirts
  - examples of Loveys (from Unit 2)
  - pillowcases or fabric
  - large white construction paper
  - permanent markers
  - Beautiful Stuff
  - adhesives
  - smocks
  - clothespins
  - string
- Mosaics:**
- *Dog's Colorful Day*
  - colored squares
  - paper
  - adhesives
  - writing utensils
  - glue
  - glue brushes
  - Q-tips
  - images of mosaics (see Resource)

**Blocks**





- Building a City:**
- *Nana in the City*
  - *Matthew and Tilly*
  - *A Letter to Amy*
  - variety of blocks
  - large paper
  - clipboards
  - writing utensils
  - sample child-made classroom map(s)
  - vehicles, traffic signs, and people figures
  - Beautiful Stuff
  - images of cities (see Resource)
  - cut-out signs for community buildings (see Resource)

<p><b>Dramatic Play</b></p> 	<p><b>Using Brave Capes:</b></p> <ul style="list-style-type: none"> <li>• <i>Nana in the City</i></li> <li>• <i>Max's Dragon Shirt</i></li> <li>• child-made brave capes</li> <li>• child-made Powerful Shirts</li> <li>• clothespins</li> <li>• string</li> <li>• adhesives</li> </ul>
<p><b>Science</b></p> 	<p><b>Color Mixing:</b></p> <ul style="list-style-type: none"> <li>• <i>Dog's Colorful Day</i></li> <li>• eyedroppers/pipettes</li> <li>• coffee filters or white paper towels</li> <li>• small spoons</li> <li>• small containers (yogurt cups, cereal cups)</li> <li>• smocks</li> <li>• plastic trays for paint</li> <li>• tape</li> <li>• diluted tempera paint or liquid watercolor</li> </ul>
<p><b>Library and Listening</b></p> 	<p><b>Subway Maps:</b></p> <ul style="list-style-type: none"> <li>• <i>Nana in the City</i></li> <li>• images of maps (see Resource)</li> <li>• clipboards</li> <li>• paper</li> <li>• writing and drawing utensils</li> <li>• atlases</li> </ul> <p><b>Traffic Lights and Street Signs:</b></p> <ul style="list-style-type: none"> <li>• <i>Nana in the City</i></li> <li>• <i>Signs or I Read Signs</i> by Tana Hoban</li> <li>• popsicle sticks</li> <li>• masking tape</li> <li>• colored construction paper cut into squares and circles</li> <li>• writing and drawing utensils</li> </ul>
<p><b>Puzzles (Manipulatives)</b></p> 	<p><b>Map Puzzles:</b></p> <ul style="list-style-type: none"> <li>• <i>Max's Dragon Shirt</i></li> <li>• images of maps (see Resource)</li> <li>• poster or tag board</li> <li>• Ziploc bags</li> <li>• basket or box to store puzzles</li> <li>• trays</li> </ul>
<p><b>Creative Writing</b></p> 	<p><b>Classroom Color Search:</b></p> <ul style="list-style-type: none"> <li>• <i>Dog's Colorful Day</i></li> <li>• child-made classroom maps</li> <li>• writing and drawing utensils</li> <li>• clipboards</li> <li>• camera</li> </ul>

# Small Groups Materials

Independent	<b>Book Browsing</b>
Medium Support	<b>Alphabet Memory Game:</b> <ul style="list-style-type: none"> <li>3 sets of laminated upper- and lowercase cards (see Resource)</li> </ul>
High Support	<b>Clay Cities:</b> <ul style="list-style-type: none"> <li><i>Nana in the City</i></li> <li>Score and Slip visual (see Unit 3 Resource)</li> <li>clay</li> <li>cups of water</li> <li>trays</li> <li>placemats</li> <li>smocks</li> <li>plastic knives, spoons, forks</li> <li>Beautiful Stuff</li> <li>bucket for washing hands</li> <li>images of cities (see Resource)</li> </ul>

# Large Group Materials

<b>Read Alouds</b> 	<ul style="list-style-type: none"> <li><i>Nana in the City</i>, vocabulary word picture cards</li> </ul>
<b>LFOAI</b> 	<b>Subway Route Colors:</b> <ul style="list-style-type: none"> <li><i>Nana in the City</i></li> <li>images of subway maps (see Resource)</li> </ul> <b>Color Names:</b> <ul style="list-style-type: none"> <li><i>Dog's Colorful Day</i></li> <li><i>Max's Dragon Shirt</i></li> <li>colorful images (see Resource)</li> </ul> <b>Traffic Light and Street Sign Colors:</b> <ul style="list-style-type: none"> <li><i>Nana in the City</i></li> <li>road signs – made or purchased (see <i>Blocks Center Resource</i>)</li> <li>traffic signal images (see Resource)</li> </ul> <b>Tinting and Shading:</b> <ul style="list-style-type: none"> <li><i>Nana in the City</i></li> <li>primary colored paint</li> <li>white paint</li> <li>black paint</li> <li>tray(s)</li> <li>paintbrushes</li> <li>paper towels</li> <li>Tints of _____ and Shades of _____ template (see Resource)</li> </ul>

## Problem Stories

**Materials:** Block People (*Set Up for Success*)

### SWPL Clipboard Directions



**“What are You Wearing”:** song lyrics

***Cat’s Colors:*** book

**Can You Think of Words that Begin with the Same Sound as \_\_\_\_\_?:** *Cat’s Colors*

**May I Take Your Order, Please?:**

flannel board, flannel ice cream cones, and scoops, a chart to match colors of the “scoops” (pink circle labeled *strawberry*, brown circle labeled *chocolate*, etc.)

**“Apples and Bananas”:** song lyrics

**“Three Little Monkeys”:** poem, poetry poster

**“Hands on Shoulders”:** poem, poetry poster

**“Five Green and Speckled Frogs”:** song lyrics

**“Stand Up”:** poem, poetry poster

**“Cloud”:** poem, poetry poster

**“Looby Loo”:** song lyrics

**“Clap Your Hands”:** song lyrics

**“Bingo” (We Can Change It and Rearrange It):**

*Dog’s Colorful Day*, VICKY written on cardstock, flannel board and letters *V, I, C, K, Y, M, S, T*

**“Hands”:** poem, poetry poster

**“The Green Grass Grows All Around”:** song lyrics

**“Ten Little Fingers”:** poem, poetry poster

**“Pease Porridge Hot”:** poem, poetry poster

**I’m Thinking of \_\_\_\_\_ Clue Game:** *Dog’s Colorful Day*, picture cards: jam, stain, chocolate

# Math Components      Materials

<p><b>Hands-on Math Center</b></p>	<p><b>Pattern Strips:</b> pattern blocks</p> <p><b>Stringing Beads:</b> string or ribbon, 2 colors of beads</p> <p><b>Build Cube Stairs:</b> connecting cubes</p> <p><b>Cube Patterns:</b> connecting cubes</p>
<p><b>Small Group</b></p>	<p><b>Pattern Strips (The Core Unit):</b> pattern blocks, flat plastic (coffee) stirrers</p>
<p><b>Large Group</b></p>	<p><b>Song:</b> “Oh Dear, What Can the Pattern Be?”</p> <p><b>Cube Patterns:</b> connecting cubes</p> <p><b>Pattern Strips (The Core Unit):</b> flat plastic (coffee) stirrers</p> <ul style="list-style-type: none"> <li>• <b>Count and Move in Patterns</b></li> <li>• <b>Listen and Copy</b></li> </ul>
<p><b>Literature Connections</b></p>	<p><b><i>I See Patterns</i></b> by Linda Benton</p> <p><b><i>Chicka Chicka Boom Boom</i></b> by Bill Martin Jr.</p> <p><b><i>Bein’ With You This Way</i></b> by W. Nikola-Lisa</p> <p><b><i>Lots and Lots of Zebra Stripes: Patterns in Nature</i></b> by Stephen Swinburne</p>