




UNIT 4: THE WORLD OF COLOR / WEEK 1

Laundromat - RESOURCE

How to Fold a T-shirt

Standard Connection:

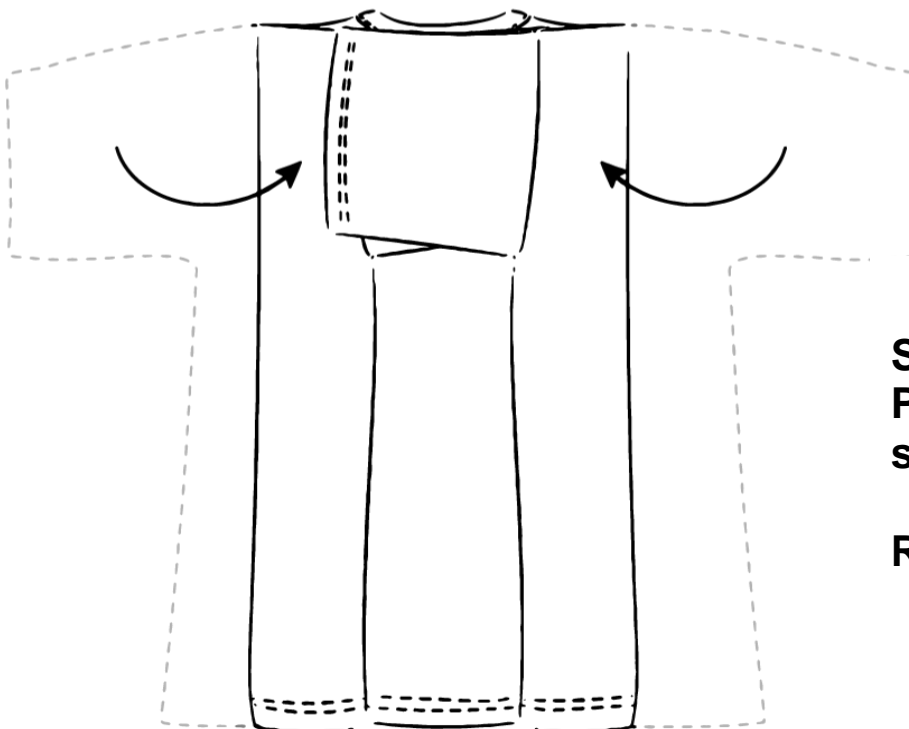
ELA.RI.PK4.1
ELA.W.PK4.5
M.CC.PK4.2
S.PS.PK4.2
SS.HE.PK4.1
SS.FC.PK4.7
PD.FM.PK4.5
PD.SHS.PK4.1
TH.PR6a.1.PK
VA.CR1a.1.PK



STEP 1

Lay your shirt on the bed or table.

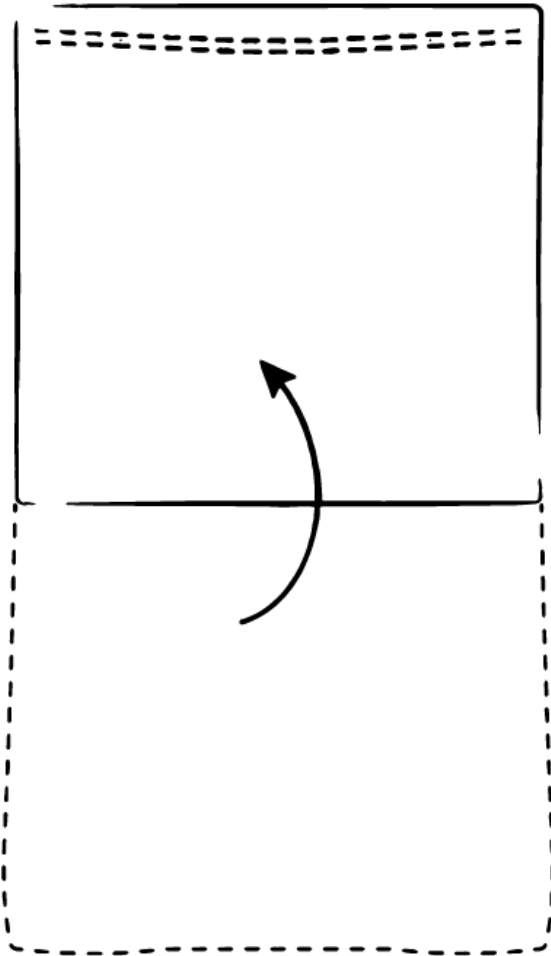
Make sure to smooth out the wrinkles.



STEP 2

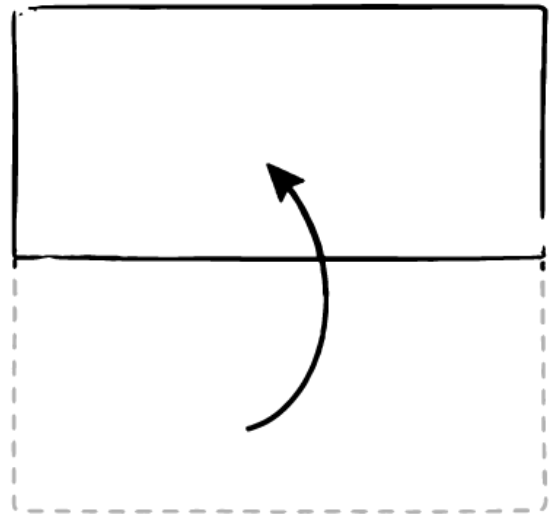
Pull one side of the shirt to the middle.

Repeat with other side.



STEP 3

Fold the shirt in half by pinching the bottom right and left corners and folding it upwards.



STEP 4

If you need to fold your shirt even smaller, just repeat step 3.



Drying Machines



Folding Table