









# Materials List

Centers	Materials
<p><b>Creative Arts</b></p> 	<p><b>Clouds:</b></p> <ul style="list-style-type: none"> <li>• Beautiful Stuff (cotton balls, felt, fabric)</li> <li>• glue</li> <li>• puff paint (shaving cream + white glue)</li> <li>• paper</li> <li>• images of clouds (see Resource)</li> <li>• sample of children’s work from Unit 3 Week 3, center activity: Precipitation</li> <li>• tempera paint</li> <li>• sponges</li> </ul> <p><b>Work for Showcase:</b></p> <ul style="list-style-type: none"> <li>• children’s work: paintings, drawings, books, sculptures, photos (on a computer or printed), videos</li> <li>• collection boxes or trays</li> <li>• paper</li> <li>• writing/drawing utensils</li> </ul>
<p><b>Library and Listening</b></p> 	<p><b>Animal Research:</b></p> <ul style="list-style-type: none"> <li>• non-fiction expository texts (see Resource)</li> <li>• blank books</li> <li>• clipboards</li> <li>• paper</li> <li>• sticky notes</li> <li>• pencils</li> <li>• markers</li> <li>• crayons</li> <li>• iPad/tablet</li> <li>• laptop</li> <li>• samples of children’s work (child-made cookbook or work from Unit 3, Week 1, center activity: Weather Research)</li> </ul>
<p><b>Blocks</b></p> 	<p><b>Settings Inspired by Books:</b></p> <ul style="list-style-type: none"> <li>• <i>The Snowy Day</i></li> <li>• <i>Bringing the Rain to Kapiti Plain</i></li> <li>• <i>Gilberto and the Wind</i></li> <li>• <i>A Hat for Minerva Louise</i></li> <li>• Beautiful Stuff</li> <li>• images from unit books (see Resource)</li> <li>• paper</li> <li>• clipboards</li> <li>• pencils</li> <li>• markers</li> <li>• crayons</li> </ul>

<p><b>Creative Arts/Easel</b></p> 	<p><b>Raindrop Pictures:</b></p> <ul style="list-style-type: none"> <li>• sheet protectors or sheets of laminating film</li> <li>• contact paper</li> <li>• small spray bottles</li> <li>• markers</li> <li>• smocks</li> <li>• towels</li> <li>• samples of children’s crayon resist work</li> <li>• <i>Rabbit and Raindrops</i></li> </ul>
<p><b>Puzzles (Manipulatives)</b></p> 	<p><b>Animal Habitat Puzzles:</b></p> <ul style="list-style-type: none"> <li>• <i>One Dark Night/Thunder Cake</i></li> <li>• <i>Rabbits and Raindrops</i></li> <li>• <i>Bringing the Rain to Kapiti Plain</i></li> <li>• poster or tag board</li> <li>• laminated animal habitat pictures (see Resource)</li> <li>• zip-top sandwich bags</li> <li>• basket or box to store puzzles</li> <li>• trays</li> </ul>
<p><b>Science</b></p> 	<p><b>Ice Treasures:</b></p> <ul style="list-style-type: none"> <li>• ice molds (muffin tin, pie pan, cookie sheet)</li> <li>• small objects</li> <li>• images of ice formations (see Resource)</li> <li>• magnifying glasses</li> <li>• spray bottles with warm water</li> <li>• gloves</li> <li>• table salt</li> <li>• salt grinder</li> <li>• clipboard</li> <li>• paper</li> <li>• pencils</li> </ul>
<p><b>Creative Writing</b></p> 	<p><b>Winter Stories:</b></p> <ul style="list-style-type: none"> <li>• <i>A Hat for Minerva Louise</i></li> <li>• <i>The Snowy Day</i></li> <li>• paper of different sizes</li> <li>• variety of drawing/writing tools</li> </ul>
<p><b>Dramatic Play</b></p> 	<p><b>Pretending to Be Animals:</b></p> <ul style="list-style-type: none"> <li>• Beautiful Stuff</li> <li>• fabric</li> <li>• natural materials (sticks, leaves, grass, rocks)</li> <li>• boxes of different sizes</li> <li>• images of animals (see Resource)</li> <li>• <i>Rabbits and Raindrops</i></li> <li>• <i>One Dark Night/Thunder Cake</i></li> <li>• <i>A Hat for Minerva Louise</i></li> </ul>

# Small Groups

# Materials

**Independent**

**Adult and Baby Animal Matching Game:**

- adult animal image cards (see Resource)
- baby animal image cards (see Resource)

**High Support**

**Clay Sculptures:**

- images from core unit texts
- clay
- cups of water
- trays
- placemats
- smocks
- plastic knives
- forks
- spoons
- Score and Slip visual support (see Resource)
- toothpicks
- sticks
- Beautiful Stuff
- paper
- clipboards
- pencils
- markers
- crayons
- images of animal's sculptures (see Resource)

## Read Alouds



- *A Hat for Minerva Louise*, vocabulary picture cards
- *The Snowy Day*, vocabulary picture cards

## SWPL Clipboard Directions



**Can You Think of Words that Begin with the Same Sound as\_\_?:** *The Snowy Day*

**“Looby Loo”:** song lyrics

**If You have the Matching Letter, Shout Its Name:** uppercase letters (2 sets)

**“Mix a Pancake”:** poetry poster

**“The Wheels on the Bus”:** song lyrics

**“Bingo” (We Can Change It and Rearrange It):** flannel board and letters B, I, N, G, O, M, X, Z, N

**“Cloud”:** poetry poster

**If Your Name Starts with \_\_, Raise Your Hand**

**“The More We Get Together”:** song lyrics

**“Five Little Owls in an Old Elm Tree”:** poetry poster

**“Five Green and Speckled Frogs”:** song lyrics

**“Twinkle, Twinkle, Little Star”:** song lyrics **Guess What Word I Am Saying:** *A Hat for Minerva Louise*, vocabulary picture cards: nest, shed, hose

**“Apples and Bananas”:** song lyrics

**“Head, Shoulders, Knees, and Toes”:** song lyrics

**“Stand Up”:** poetry poster

**“The Itsy, Bitsy Spider”:** song lyrics

**“Old MacDonald Had a Farm”:** song lyrics, flannel board and pieces: chick, duck, cow, turkey (plus 1-2 more animals)

**I’m Thinking of\_\_\_\_\_ Word Clue Game:** *The Snowy Day*, vocabulary picture cards: footprints, hood, boot

**LFOAI**



**Winter Activities:**

- *The Snowy Day*
- *A Hat for Minerva Louise*
- Images (see Resource)

**Ice Melting:**

- *The Snowy Day*
- *Living Things Need Water*
- ice cubes
- snow
- hair dryer
- tray

**Planning for the Showcase of Work:**

- samples of children's work from throughout Unit 3
- photos or video documentation of Unit 2 Class Celebration
- children's processes in Unit 3 images of exhibits (see Resource)

**Problem Stories**

**Materials:** Block People (*Set Up for Success*)

# Math Components      Materials

<p><b>Hands-on Math Center</b></p>	<p><b>Shape Flip Book:</b> see <i>Building Blocks</i> Teacher’s Resource Guide</p> <p><b>Shape Pictures:</b> shape sets, pattern block</p> <p><b>Feely Box:</b> Feely Box (a decorated box with a hole large enough to fit a child’s hand but not so large they can see into the box), shape sets</p> <p><b>Shape Steps:</b> tape, large construction paper, chalk</p>
<p><b>Small Group</b></p>	<p><b>Feely Box:</b> Feely Box (a decorated box with a hole large enough to fit a child’s hand but not so large they can see into the box), shape sets</p>
<p><b>Large Group</b></p>	<p><b>Trapezoids:</b> shape sets, pattern blocks, books with trapezoids (optional)</p> <p><b>Feely Box:</b> Feely Box (a decorated box with a hole large enough to fit a child’s hand but not so large they can see into the box), shape sets</p> <p><b><i>The Shape of Things</i> or <i>Building Shapes</i>:</b> Big Books</p> <p><b>Shape Step:</b> tape, large construction paper, chalk</p>
<p><b>Literature Connections</b></p>	<p><b><i>Building a House</i></b> by Byron Barton</p> <p><b><i>The Wing on a Flea</i></b> by Ed Emberley</p> <p><b><i>Shapes and Things</i></b> by Tana Hoban</p> <p><b><i>So Many Circles, So Many Squares</i></b> by Tana Hoban</p> <p><b><i>Seven Blind Mice</i></b> by Ed Young</p>