



Small Groups:

Celebration Placemats, Nametags, and Labels (*Independent*)

Standard Connection:




ELA.RI.PK4.1
ELA.RF.PK4.3c
M.CC.PK4.4
M.MD.PK4.3
S.ES.PK4.3b
SS.FC.PK4.1
SS.FC.PK4.9
PD.FM.PK4.3
PD.FM.PK4.4

Enduring Understanding(s):

- A friend is someone we care for and want to spend time with.
- Friends like to do things together and enjoy each other's company.

Essential Question(s):

- How do you relate and communicate your feelings, thoughts, and needs to others?

Materials	Vocabulary	Books
<ul style="list-style-type: none"> • <i>Dandelion</i> • <i>A Letter to Amy</i> • <i>Hooray, a Piñata!</i> • variety of paper • writing/ drawing utensils • watercolors or tempera paint • paintbrushes of different sizes • smocks • celebration images (see Resource) • scissors, rulers 	<p>celebration: a special party</p> <p>label: a way to identify something</p> <p>meal: breakfast, lunch, or dinner</p> <p>together: with each other</p> <p>guest: a person who is invited somewhere</p> <p>weave: to move in and out</p> <p>host/hostess: the person in charge of a celebration</p> <p>placemat: a small piece of cloth to put a plate on</p>	  

Procedure

Preparation: *Set up materials.*

Procedure: Show illustrations from *A Letter to Amy*, *Dandelion*, and *Hooray, a Piñata!*.

Weaving Placemats:

- Fold one piece of paper in half.
- Draw 1-inch lines about an inch apart at the crease.
- Cut along the lines from the crease toward the edge of the paper, stopping about two inches from the edge.
- With another piece of paper, cut 1-inch paper strips.
- Model weaving the individual strips in and out of the slotted lines, alternating starting under/over.

Nametags and Labels:

- If the celebration is a showcase of work, support children in creating labels for the work to be exhibited. Labels should include the creator's name and the title of the work.
- Children can also make individual nametags for themselves and/or guests.

Guiding Questions:

- How were Peter's, Clara's, and Jennifer Giraffe's celebrations similar to or different from each other's/our classroom celebration?
- How many placemats/nametags do you need to have enough for everybody you are inviting?
- How can you keep track of how many placemats/nametags you need/have made? (Create a graph, use tally marks, etc.).