






UNIT 1: FAMILY / WEEK 3

# Home Link - English



Dear Families: In this unit, your child is learning about Families. Try at least three of these fun learning activities or do them all! The most important thing is to enjoy time with your child learning about what is happening in the classroom. Please color in the boxes of the activities you choose and return this form to school next Monday. **HAVE FUN!**

Child's Name: \_\_\_\_\_

<p style="text-align: center;"><b>LANGUAGE</b></p> <p>(Related to <i>Oonga Boonga</i>, <i>Tito Puente Mambo King</i>, and <i>Charlie Parker Played Bebop</i>, <i>Crybaby</i>)</p> <p>Listen to your favorite music and talk with your child about how it makes you feel. Invite your child to draw while listening. Some words you might use in your conversation include: happy, excited, sad, angry, rhythm, tune, melody, sounds.</p> <p><b>Conversation Starters:</b></p> <ul style="list-style-type: none"> <li>• This music makes me feel _____ (excited). How does it make you feel?</li> <li>• Do you like slow music or fast music? Why?</li> <li>• Tell me about the colors and shapes you are drawing.</li> </ul>	<p style="text-align: center;"><b>LITERACY</b></p> <p>Sing together. This is a song your child should be familiar with it. Sing this song using all the names of your family members:</p> <p>Please see this link for the tune:</p> <p style="text-align: center;"><b>Willaby Wallaby</b></p> <p>Willaby Wallaby Wee, an elephant sat on me. Willaby Wallaby Woo, an elephant sat on you. Willaby Wallaby W _____ (Walim), an elephant sat on _____ (Salim) Willaby wallaby W _____, an elephant sat on _____</p>
<p style="text-align: center;"><b>DISCOVERY</b></p> <p><b>During Bath Time:</b></p> <p>Give your child some different sized containers to play with and invite him/her to notice the movement and sound of the water. What sound do you hear when you pour the water?</p> <p><b>Conversation starters:</b></p> <p>How does the water feel when you pour it on your fingers/head/feet?</p>	<p style="text-align: center;"><b>TALK &amp; READ TOGETHER (20 minutes)</b></p> <p><b>Conversation Starters:</b></p> <ul style="list-style-type: none"> <li>• What is your favorite part of the story?</li> <li>• What is the first thing that happens in the story?</li> <li>• What do you think will happen next?</li> </ul> <p style="text-align: center;"><b>MATH</b></p> <p>Invite your child to collect 3 to 5 small objects and count them (pebbles, leaves, bottle caps, coins).</p> <p style="text-align: center;"><b>Conversation starters:</b></p> <ul style="list-style-type: none"> <li>• How many _____ (coins) did you collect?</li> <li>• How do you know?</li> </ul>

## Reading Log

Check off each day that you and your child read a story together. The books can be in English or in your home language. Visit your public library to find great books about families!

Monday \_\_\_    Tuesday \_\_\_    Wednesday \_\_\_    Thursday \_\_\_    Friday \_\_\_    Saturday \_\_\_    Sunday \_\_\_

### Books we are reading in school

- *Corduroy* by Don Freeman
- *Charlie Parker Played Be Bop* by Chris Raschka
- *Tito Puente Mambo King* by Monica Brown

### Other books you and your child might enjoy

- *A Pocket for Corduroy* by Don Freeman

## Tips for Reading Together

- Sit together in a quiet, cozy spot.
- As you read, highlight, and define new vocabulary. For example, “An **escalator** is a set of stairs that moves.”
- As you read, ask your child questions pertaining to the book. For example, “What do you think Lisa did with Corduroy after she sewed his button back on?”

