

# Materials List

## Centers

## Materials

### Creative Arts



#### Paintings Inspired by *Oonga Boonga* or *Crybaby*:

- *Oonga Boonga/Crybaby*
- brushes of different sizes
- paint
- cotton balls, Q-tips
- sponges
- containers for water


#### Printing with Objects:

- *Peter's Chair*
- tempera paint
- paper of different sizes
- sponges or paper towels (for ink pads)
- trays
- objects for printing: blocks of different sizes and shapes, forks, cookie cutters, spools, natural materials (shells, sticks, leaves, etc.), cotton balls
- sponges - cut in smaller pieces, toilet paper rolls, bottle caps, etc.
- smocks
- images of prints (see Resource)

#### Paper Collages:

- *Peter's Chair*
- *I Spy*
- construction or butcher paper
- other types of paper (tissue paper, toilet paper, coffee filters, newspaper, newsprint, recycled wrapping paper, etc.)
- aluminum foil
- scissors
- variety of adhesives
- glue brushes or Q-tips
- small containers
- images of collages (see Resource)

**Blocks**




- Building Block Towers:**
- *Peter's Chair*
  - *Oonga Boonga/Crybaby*
  - *Sometimes I'm Bombaloo*
  - various kinds of blocks (unit, Kapla, foam, LEGOs)
  - cardboard boxes (small to medium-sized)
  - plastic milk crates
  - flat surfaces for children to build on
  - images from *Peter's Chair* of the tower he built
  - clipboards
  - paper
  - writing utensils
  - images of towers and tall buildings (see Resource)

**Dramatic Play**




- Caring for Babies:**
- *Oonga Boonga/Crybaby*
  - *Peter's Chair*
  - baby bottles
  - baby food containers
  - bibs
  - burping clothes
  - baby dolls
  - baby furniture

**Science**





- Building Homes:**
- WEEK 1**
- *Peter's Chair*
  - *Oonga Boonga/Crybaby*
  - small individual bins
  - small wooden blocks/inch cubes
  - natural and/or recycled materials
  - images of characters/settings from U1 Read Alouds
- WEEK 2**
- *Sometimes I'm Bombaloo*
  - images of characters and settings from *Oonga Boonga/Crybaby*, *Peter's Chair*, and/or *Sometimes I'm Bombaloo* mounted on
  - blocks or with binder clips

**Library and Listening**




- Books About Caring for Babies:**
- *Oonga Boonga/Crybaby*
  - *Peter's Chair*
  - books about caring for babies (include wordless books, board books, books on CD/ tape, books reflecting the diversity of families/cultures of children)
  - "We Take Care of Our Books" and "3 Ways to Read Books" visuals (see Resource)


<p style="text-align: center;"><b>Puzzles (Manipulatives)</b></p> 	<p><b>Exploring Letters:</b></p> <ul style="list-style-type: none"> <li>• <i>Oonga Boonga/Crybaby</i></li> <li>• alphabet charts</li> <li>• 2-inch x 2-inch tagboard squares of letters in different font</li> <li>• laminated photographs of various environmental print children may be familiar with (see Resource for examples)</li> <li>• letters cut out from magazines</li> <li>• small trays</li> <li>• glue sticks</li> </ul>
<p style="text-align: center;"><b>Creative Writing</b></p> 	<p><b>Writing My Name and Family Names:</b></p> <ul style="list-style-type: none"> <li>• <i>Oonga Boonga/Crybaby</i></li> <li>• <i>Peter's Chair</i></li> <li>• containers for various writing tools</li> <li>• various writing utensils</li> <li>• paper</li> <li>• set of cards with children's names printed on them</li> <li>• set of cards with children's family names printed on them</li> <li>• metal binder rings (optional)</li> <li>• Thera-Putty or Playdoh (optional)</li> <li>• squeeze balls (optional)</li> </ul>

<span style="font-size: 2em; font-weight: bold;">Small Groups</span> <span style="font-size: 2em; font-weight: bold; margin-left: 200px;">Materials</span>	
<p style="font-size: 1.5em; font-weight: bold;">Independent</p>	<p><b>Book Browsing:</b></p> <ul style="list-style-type: none"> <li>• book collection in Library and Listening Area</li> <li>• unit books</li> <li>• picture cards of vocabulary words from story reads</li> <li>• "We Take Care of Our Books" and "3 Ways to Read a Book" (see U1W1: Centers/Library and Listening/Books About Caring for Babies - Resource)</li> </ul>
<p style="font-size: 1.5em; font-weight: bold;">Medium Support</p>	<p><b>Drawing and Labeling Family Pictures:</b></p> <ul style="list-style-type: none"> <li>• <i>Oonga Boonga/Crybaby</i></li> <li>• <i>Peter's Chair</i></li> <li>• white drawing paper</li> <li>• writing utensils (not water based)</li> <li>• Playdoh</li> <li>• clay</li> <li>• photographs of children's families</li> <li>• alphabet cards/ alphabet chart</li> <li>• children's name cards</li> <li>• word cards of relevant family names</li> </ul>

<p><b>Medium Support</b></p>	<p><b>Letter Matching:</b></p> <ul style="list-style-type: none"> <li>● <i>Peter's Chair</i></li> <li>● <i>Oonga Boonga/Crybaby</i></li> <li>● laminated tag board or poster board</li> <li>● laminated letter tiles</li> <li>● double-sided tape or Velcro</li> </ul>
<p><b>High Support</b></p>	<p><b>Storytelling with Pictures and Words:</b></p> <ul style="list-style-type: none"> <li>● <i>Oonga Boonga/Crybaby</i></li> <li>● <i>Peter's Chair</i></li> <li>● paper to make blank books</li> <li>● staplers</li> <li>● writing utensils</li> <li>● vocabulary word picture cards from Unit 1</li> </ul>

<p><b>Large Group</b></p>	<p><b>Materials</b></p>
---------------------------	-------------------------

<p><b>Read Alouds</b></p> 	<p><i>Oonga Boonga</i>, picture vocabulary cards  <i>Crybaby</i>, vocabulary picture cards  <i>Peter's Chair</i>, vocabulary picture cards</p>
--	--

<p><b>SWPL Clipboard Directions</b></p> 	<p>“If You’re Happy” : song lyrics  “Ten Little Fingers” : poem, poetry poster  <b>If Your Name Starts With _____ Raise Your Hand</b>: children’s names, uppercase alphabet cards  “Stand Up” : poem, poetry poster  “Down by the Bay” : song lyrics, flannel board and pieces  “Open, Shut Them” : song lyrics  <b>Let’s Clap our Names</b>: children’s names  <i>Over in the Meadow</i>: book  “Five Green and Speckled Frogs” : song lyrics, flannel board and pieces  “Head, Shoulders, Knees, and Toes” : song lyrics  “Old McDonald had a Farm” : song lyrics, flannel board and pieces  “I’m a Little Teapot” : song lyrics  “<b>Itsy Bitsy Spider</b>” : song lyrics  “<b>Diddle Diddle Dumpling</b>” : poem, poetry poster, flannel board and pieces</p>
---	---

LFOAI



**Caring for Babies:**

- *Oonga Boonga/Crybaby*
- non-fiction books about babies/baby care
- rattles/blankets/baby toys
- baby spoon
- regular spoon
- images of caring for babies (see Resource)

**Musical Instruments:**

- *Oonga Boonga or Crybaby*
- *Charlie Parker played be bop*
- *Tito Puente, Mambo King*
- instruments: harmonica, rhythm instruments
- images of instruments (see Resource)
- Charlie Parker “KoKo” (Sax)  
<https://www.yout-ube.com/watch?v=okrNwE6GI70>
- Tito Puente “Timbal” (Drums)  
[https://www.yout-ube.com/watch?v=HAh\\_BRQvHdw](https://www.yout-ube.com/watch?v=HAh_BRQvHdw)
- Little Walter “Juke” (Harmonica)  
<https://www.yout-ube.com/watch?v=3J3eGUATzaY>

**Problem Stories**

**Materials:** Block People  
(see Set Up For Success)

# Math Components

# Materials

<b>Hands-on Math Center</b>	<ul style="list-style-type: none"><li>• <b>Explore Manipulatives:</b> inch cubes, counters</li><li>• <b>Make Buildings:</b> inch cubes, blocks</li></ul>
<b>Small Group</b>	<ul style="list-style-type: none"><li>• <b>Explore Manipulatives:</b> counters</li><li>• <b>Make Buildings:</b> inch cubes, blocks</li></ul>
<b>Large Group</b>	<ul style="list-style-type: none"><li>• <b>“This Old Man”:</b> song lyrics</li><li>• <b>Count and Move Counting Wand:</b> wand</li><li>• <b>“When I was One”:</b> poem, <i>Building Blocks</i> Teacher’s Edition</li><li>• <b><i>I Spy Two Eyes</i>:</b> Big Book</li></ul>
<b>Literature Connections</b>	<ul style="list-style-type: none"><li>• <i>Little Rabbits’ First Number Book</i> by Alan Baker</li><li>• <i>The Very Hungry Caterpillar</i> by Eric Carle</li><li>• <i>One Was Johnny: A Counting Book</i> by Maurice Sendak</li><li>• <i>I Can Count the Petals of a Flower</i> by John and Stacey Wahl</li></ul>