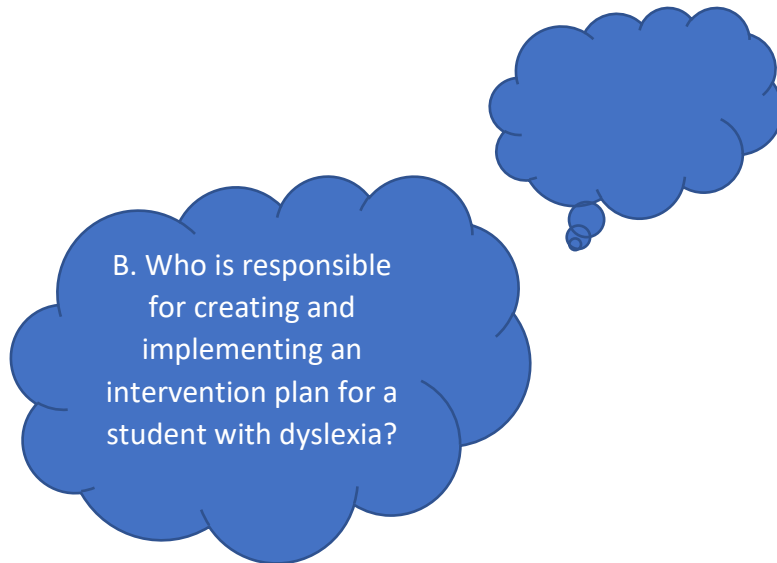


## Dyslexia Awareness Training

### Session #2

**A. Mississippi public schools are required to accept a diagnosis of dyslexia from three individuals. List them below.**

C. Who should serve a student with dyslexia?

--

**D. Which students are allowed to receive classroom adaptations/accommodations?**

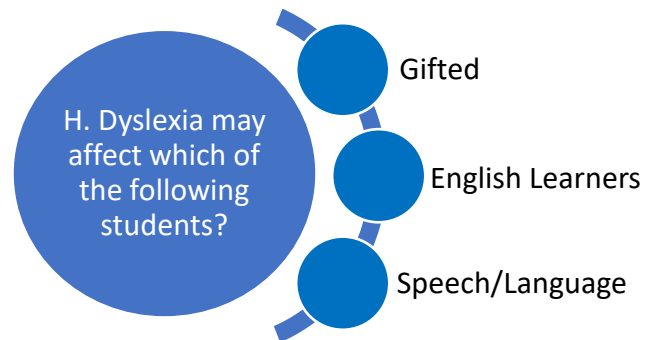
--

**E. What type of instruction is best for students with dyslexia?**

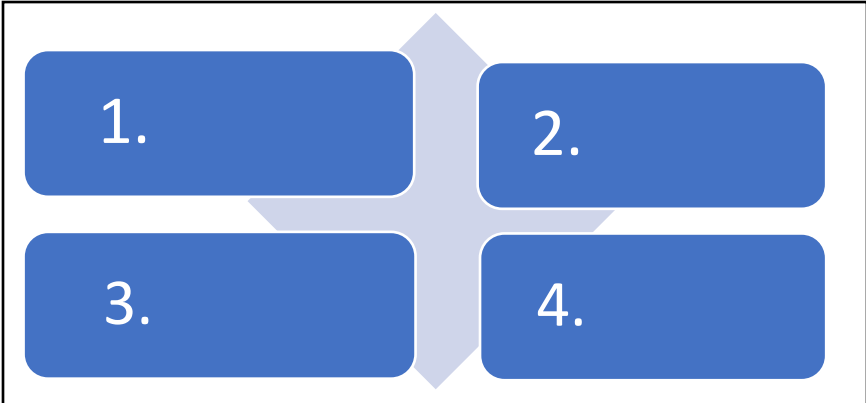
--

F. Circle the tasks that may be difficult for a student with dyslexia.

time management	organization
communicating with teacher	planning/scheduling



G. What are some social-emotional struggles that may be observed in a student with dyslexia?



- 1.
- 2.
- 3.
- 4.

What questions do you still have about dyslexia?

Feel free to reach out to Laurie Weathersby or Jayda Brantley at the MS Department of Education at 601-359-2586.