



Mississippi Academic Assessment Program-Alternate (MAAP-A)
Fall 2021

Test Administration Manual (TAM)



Copyright © 2021 by the Mississippi Department of Education

All rights reserved. No part of this publication may be reproduced or transmitted in any form or by any means, electronic or mechanical, including photocopy, recording, or any information storage and retrieval system, without permission in writing from the Mississippi Department of Education.

Printed in the United States of America.

Table of Contents

Introductory Information.....	1
MAAP-A Administration	2
Activities Prior to Test Administration	6
MAAP-A Administration Policies	7
Activities During and After Test Administration.....	13
Additional Information	15

Introductory Information

Receive and Inventory Test Materials

Upon receipt of the Mississippi Academic Assessment Program-Alternate (MAAP-A) test materials, verify the contents of the shipment using the quantities indicated on the enclosed packing slip.

When conducting this inventory, make sure there are sufficient copies of each grade's Test Administration Booklet (TAB) to ensure that a second booklet is available for the Second Scorer.

The following MAAP-A test materials are enclosed in the shipment:

- TABs
 - Specific to grade and Performance Event (PE)
 - 1 provided per unique teacher
- Stimulus Materials
 - Specific to grade and PE
 - 1 set provided for every student enrolled
- Student Response Score Sheets
 - Universal; not specific to grade or PE
 - 2 provided for every student enrolled
- Learner Characteristics Inventory
 - 1 provided for every student enrolled

Distribute the *Test Administration Manual (TAM)*

This *Test Administration Manual* and additional information is accessible on the Nextera Help Tab.

The *Test Administration Manual (TAM)* should be provided to Test Administrators (TAs) and Second Scorers so they can become familiar with MAAP-A testing procedures before administering a test. If TAs and Second Scorers have questions after reviewing the TAM, they should reach out to their STC.

MAAP-A Administration

The Mississippi Academic Assessment Program–Alternate (MAAP-A) is the statewide assessment created to ensure compliance under the Every Student Succeeds Act of 2015 (ESSA) and the Individuals with Disabilities Education Act of 2004 (IDEA). The MAAP-A assessment is aligned with the Mississippi Alternate Academic Achievement Standards for English Language Arts, Mathematics, and Science (MS AAAS), and measures the academic skills of students with the most significant cognitive disabilities, who meet the requirements to take the MAAP-A. Qualifications must be documented on the students' Individualized Education Programs (IEPs).

Fall 2021 Test Administration: Key Dates

Before Testing	
Additional Materials Order (AMO) Window*	November 08–December 10, 2021
During Test Window	
MAAP-A Test Administration Window	November 29–December 10, 2021
After Testing	
Deadline to return test materials to Questar**	December 15, 2021

*Districts must call Questar's Customer Support directly if requiring additional materials during the testing window.

**All scoreable material must be shipped to Questar as soon as testing is complete.

MAAP-A Test Design

- The MAAP-A is an on-demand administration.
- The MAAP-A is made up of distinct tasks in each content area (ELA and mathematics in grades 3–8 and High School [HS], and science in grades 5, 8, and HS).
- The tasks are organized in a grade-specific TAB that the TA will follow as he/she presents the items within each task for each content area.

MAAP-A Assessment Components

- **Performance Event (PE)** – The PE is the content area being assessed (ELA, mathematics, or science). Each PE is organized in grade-specific test booklets consisting of scripted tasks.
- **Task** – A task measures a particular standard. Each task within a specific PE is scripted with “**SAY**” and “**DO**” statements that guide the TA through the task administration to ensure a standardized delivery of the assessment.
- **Item** – Each task is comprised of four items. Items within each task are written at varying levels of complexity and provide varying levels of support. Each task will begin with the most complex item and the least amount of support and end with the least complex item and the most support.

MAAP-A Task Components

The primary components of the PE include:



- Grade-level academic content standard
- Stimulus materials
- Basic setup (if appropriate)
- “**SAY**” and “**DO**” statements
- “**EXPECT**” statements for all 4, 3, and 2 score points in each item
- Embedded score-point boxes for 4, 3, 2, 1, and 0 score point(s)
- NOTES (if applicable)

The tasks are written to address specific identified skills related to the assessed standards by means of a scripted format (“**SAY**” and “**DO**” statements). The TA is required to begin the presentation of each task at the beginning of the script.

Following each series of “**SAY**” and “**DO**” statements is an “**EXPECT**” statement that specifically states the correct response criteria associated with the task. The score points associated with the level of the student response are indicated in a “score-point box” below each “**EXPECT**” statement.

- If the student does not provide a correct response, the TA administers the next set of “**SAY**” and “**DO**” statements within the task.
- When the student meets the criteria indicated in the “**EXPECT**” statement associated with an item within the task, score points are awarded to the student. The TA moves to the next task in the TAB.
- If the student does not provide a correct response to any item within a task, a score of zero (0) points is recorded. The TA moves to the next task in the TAB.

Test Administration Booklet (TAB) Sample

MISSISSIPPI
DEPARTMENT OF
EDUCATION
Ensuring a bright future for every child

SECURE MATERIAL – MUST RETURN

Mississippi Academic Assessment Program-Alternate (MAAP-A)
Spring 2021
Test Administration Booklet (TAB)
High School, Form 1
ELA, Mathematics, and Science

MAAP-A HIGH SCHOOL

MSHS_Sample_Math

Academic Content Standard: A.N.CN.2.b – Solve real-world problems involving addition and subtraction of rational numbers (e.g., whole numbers or decimals), using models when needed.

Stimulus Materials:

Numbered stimulus cards:

- Stimulus card #1: a graphic of a grocery checkout lane; the word problem “Bob went grocery shopping. He bought bread for \$1.99 and eggs for \$1.59. He gave the cashier \$5.00. How much change did Bob receive from the cashier?”
- Stimulus card #2: the amounts “\$3.58”, “\$8.68”, “\$1.42”
- Stimulus card #3: a graphic of a grocery checkout with \$3.58 on the screen and a customer giving the cashier a \$5.00 bill; the word problem “Bob’s total bill at the store was \$3.58. He gave the cashier \$5.00. How much change did the cashier give Bob?”

Response Materials:

- Calculator (or paper and writing tools familiar to the student)

DO: Present and point to stimulus card #1 as you read the following SAY statement.

SAY: This task is about solving addition and subtraction problems involving decimals. “Bob went grocery shopping. He bought bread for \$1.99 and eggs for \$1.59. He gave the cashier \$5.00. How much change did Bob receive from the cashier?”

DO: Present and point to the response materials as you read the following SAY statement.

SAY: You can use these tools to help solve the word problem.

DO: Point to stimulus card #1 as you read the following SAY statement.

SAY: Remember, Bob bought bread for \$1.99 and eggs for \$1.59. He gave the cashier \$5.00.

DO: Present and point to stimulus card #2 as you read the following SAY statement.

SAY: How much change did Bob receive from the cashier?

DO: Point to and read the answer choices on stimulus card #2 to the student.

EXPECT: The student identifies “\$1.42” to earn four score points.


A	4 points	Student responds correctly and independently. <i>This task is complete.</i> Go to Task X.
Note: If the student responds incorrectly, proceed to the next set of DO and SAY statements below.		

1

SECURE MATERIAL: Do not reproduce or discuss contents.

Stimulus Materials Sample

Sample: High School Mathematics



Bob went grocery shopping. He bought bread for \$1.99 and eggs for \$1.59. He gave the cashier \$5.00. How much change did Bob receive from the cashier?

MSHS_SAMPLE_MATH, STIMULUS CARD #1 1

Sample: High School Mathematics

\$3.58

\$8.68

\$1.42

MSHS_SAMPLE_MATH, STIMULUS CARD #2 2

Activities Prior to Test Administration

School Test Coordinator (STC) Responsibilities

The STC schedules and manages the activities of TAs (special education teachers and other licensed school personnel) during the testing window, monitors the test administration, maintains the security of test materials, and assembles and returns test materials to the DTC. The STC should contact the DTC if the testing materials have not arrived at the school by the date given by MDE and Questar.

The STC will:

- verify and inventory materials received using the packing lists provided in the MAAP-A shipment.
- print the LCI from the Nextera Help Tab and distribute to teachers to fill out for each student being assessed.
- monitor the scheduling of assessment sessions.
- distribute test materials to each TA and Second Scorer.
- verify the security and accuracy of materials at all times.
- ensure TAs have reviewed the TAB and prepared stimulus materials.
- monitor (or arrange monitoring of) test administration sessions to ensure consistency with established MDE policies.
- assemble materials for return to the DTC once all MAAP-A testing is completed, including the printed and completed LCI for each student.

Preparation Time

The TAs must be given access to the testing materials one week PRIOR to the first day of testing to allow sufficient time to review the assessment, prepare the necessary materials, and familiarize themselves with the assessment.

Learner Characteristics Inventory (LCI)

The LCI is an important part of the student's demographic information. The LCI must be completed for each student before the beginning of the test administration and must be returned to Questar with the rest of the testing materials.

The LCI is included in each shipment of materials and additional copies, if needed, are available to print on the Nextera Help Tab. This form must be provided to the teachers to complete and return back to Questar along with the testing materials. Please note that final reports cannot be produced unless an LCI is sent back with the student's score sheet.

MAAP-A Administration Policies

Personnel Required for Administration

For each administration of a PE, both a TA and Second Scorer, who hold current Mississippi Educator Licenses, are required. Before testing, each of the personnel must complete the 2021 MAAP-A administration and scoring training requirements provided by the MDE.

Test Administrator Requirements

Each student must be assessed by a special education teacher who holds a current Mississippi Educator License, who provides instruction to the assessed student on a regular basis, and who has completed the MAAP-A training. If that individual is not available to administer the PE, another Mississippi licensed special education educator who meets the aforementioned TA requirements and training criteria must administer that component.

Non-certified staff members, para-educators, student teachers, and substitute teachers are NOT allowed to administer the MAAP-A.

Test Administrator Training Requirements

To ensure a valid and reliable administration that yields accurate inferences about student academic achievement, all TAs are required to complete training. Teachers directly responsible for administering, compiling, and submitting the MAAP-A test are required to complete training prior to the administration of the MAAP-A test. The recorded trainings from Spring 2021 are available to view on the Nextera Help Tab. Please note the references to Nextera Admin and spring dates are not applicable to this Fall administration.

The training is provided in two formats:

1. PowerPoint slides for Teachers and Second Scorers with less than 3 years of MAAP-A experience
2. Recorded training for experienced Teachers and Second Scorers with 3+ years of MAAP-A experience

Test Administrator Responsibilities

The TA is the designated leader and coordinator for the preparation of materials for the administration of the MAAP-A. He/she must:

- be a special education teacher who holds a current Mississippi Educator License.
- attend or view the MAAP-A training provided by the MDE and Questar.
- fill out and complete the demographic information for the two *Student Response Score Sheets* for each student (one for the TA and one for the Second Scorer).
- plan and administer the PEs according to administration criteria.
- enlist one Second Scorer to observe and independently score the administration of the PEs for **each** student assessed.

- return all materials to the STC for submission to Questar.

Second Scorer Requirements for the PE Component

The Second Scorer must hold a current Mississippi Educator License and have attended or watched MAAP-A test training. If that individual is not available to administer the PE, another Mississippi licensed educator who meets the Second Scorer requirements and training criteria may serve as the Second Scorer. Mississippi licensed educators may include:

- another special education teacher.
- a general education teacher.
- a Mississippi licensed related-service provider.

Non-certified staff members, para-educators, student teachers, and substitute teachers are NOT allowed to administer the MAAP-A.

The Second Scorer is given a PE TAB and Student Response Score Sheet on which to record a student's scores **independently** (without consultation with the TA). A TA can fill the role of Second Scorer for a student if needed, as long as he/she is not acting as the TA for that same student. The Second Scorer may be a general education teacher, a special education teacher, a related-service provider, or another individual who meets the aforementioned criteria. At the secondary level, a different Second Scorer may be utilized to score the different content areas. It is mandatory that all records of student performance on the PE be recorded on the Student Response Score Sheet that has been provided for the Second Scorer for each student.

Schools will receive materials for TAs and Second Scorers. The TAB and the Student Response Score Sheet used by the Second Scorer are considered confidential and must not be reviewed by anyone other than the Second Scorer.

Test Administrator's Checklist

Teachers directly responsible for administering, compiling, and submitting the MAAP-A test must complete training prior to administering the test.

The TA is the designated leader and coordinator for the preparation of materials for the administration of the MAAP-A.

Scheduling

- The tasks can be administered at any time during the MAAP-A testing window (November 29–December 10, 2021).
- As the individual most familiar with and connected to a student's academic performance, the TA must carefully consider scheduling options in order to allow students to achieve optimal performance.
- TAs should work with their STC to assign Second Scorers to work with each TA.

Test Administrator's Checklist - Before

- Carefully read the TAM to become familiar with the duties of a TA.
- Contact the STC if there are any questions.
- Ensure that test materials are handled according to the School Test Security Plan.
- Become familiar with the requirements of distributing, collecting, and returning test materials to the STC.
- Notify the STC of any missing testing materials.
- Read through the text of all tasks before administering any tasks to any students.
- Prepare stimulus materials to provide access to the test for students (i.e., darken, outline, enhance, or emboss materials).
- Select and prepare the appropriate materials to enable individual student responses (see *Preparing/Adapting Materials*).

Preparation of Stimulus Materials

It is essential that the TA read through the text of all tasks before administering the test to a student. Thorough preparation will reduce the administration time and result in a more efficient use of time when administering the test.

At the beginning of the mathematics assessment within the TAB, there is a list of response materials that may be needed for specific tasks beyond the provided stimulus cards that are to be used. This list includes manipulatives used for counters, ten-rods, coins, etc. For all assessments, the TA must have at least one blank sheet of paper to mask answer options when applicable. The NOTES section will indicate the number of blank sheets of paper per task when needed.

In addition to the response materials list for the mathematics assessment, all individual tasks contain a list of Stimulus Materials, Response Materials, and the basic preparation materials that provide task guidance.

Preparing/Adapting Materials

Appropriate Adaptations

Students who are significantly cognitively disabled often need adaptations to gain access to the concepts and skills being assessed:

- manipulatives;
- stamps for writing numbers and text;
- tactile-enhanced or enlarged text; and
- assistive technology use.

Appropriate Individual Student Response Materials

- pencil
- augmentative or communication devices
- word cards (e.g., Yes/No)
- icons
- pictures (i.e., symbol system)

Given the TA's knowledge of each student, decisions can be made prior to the administration of each task as to what additional response materials or adaptations to promote access may be required.

Ensure the Security of Assessment Materials

The MAAP-A program requires rigorous test security in order to ensure that the results of the assessments are valid and reliable.

All parts of the test materials are considered secure documents. Secure documents MUST be:

- kept in a locked and secure place when not being handled by the TA or Second Scorer.
- always in the possession of two trained (one holding a Mississippi Educator License) staff members.
- viewed only by persons who are part of the test administration process.
- accounted for before, during, and after the test administration window.

Secure test materials MUST NOT be:

- enlarged on a copy machine.
- shared with colleagues who will not administer the assessment. All MAAP-A test materials, whether used or unused, and adapted stimulus materials must be returned to Questar after completion of testing with the sole exception of the TAM, which must be destroyed at the district level. Questar will conduct a thorough inventory of returned materials and report its findings to the MDE.

Home-bound Students

For a home-bound student being assessed, both a TA and a Second Scorer are required. All district and school security plans are required and must be followed.

The test administration and student scoring process must follow the same procedures as students assessed within a school or district building.

For additional home-bound student assistance or guidance, please contact the MDE.

Pausing and Resuming Administration of the MAAP-A

The TA may pause the administration of the assessment, following the award of score points within a task, if the student’s behavior, medical needs, or characteristics prohibit the student from demonstrating optimal performance.

If the testing session is paused, the TA records the response of the student for the last administered task/item prior to pausing the test session.

Familiarity with the task sequence will aid the TA in the determination of where to pause the testing session if not all tasks/items have been administered.

If the testing session is paused, the TA must complete the administration as soon as possible and within the testing window.

Stopping Rule and Attemptedness

If the student’s behavior, medical needs, and/or characteristics prohibit him/her from completing the assessment, the provision to cease testing may be used. In order to cease testing, complete the following steps:

1. Ensure that a minimum of one full task per content area is attempted. On the *Student Response Score Sheet*, make sure a score of zero (0) for **all tasks** is indicated by the TA and Second Scorer.

MATHEMATICS (All Grades)						
4	3	2	1	0	Task 1	N.O.
4	3	2	1	0	Task 2	N.O.
4	3	2	1	0	Task 3	N.O.
4	3	2	1	0	Task 4	N.O.
4	3	2	1	0	Task 5	N.O.
4	3	2	1	0	Task 6	N.O.
4	3	2	1	0	Task 7	N.O.
4	3	2	1	0	Task 8	N.O.
4	3	2	1	0	Task 9	N.O.
4	3	2	1	0	Task 10	N.O.
4	3	2	1	0	Task 11	N.O.
4	3	2	1	0	Task 12	N.O.
4	3	2	1	0	Task 13*	N.O.
Second Scorer Only						
*Task 13: Grades 5, 6, 7 and HS only						

2. Report the situation to the STC so an irregularity form can be completed.
3. Please choose from one of the following as it pertains to your student and district.
 - a. If the student should be counted as attempted for the district and included in reporting, no further action is needed.
 - b. If the student should NOT be counted as tested, will be invalidated, and will be excluded from reporting, the DTC writes **Stopping Rule**, using **red ink**, onto the Student Response Score Sheet for each applicable performance event (content area). For example, if the stopping rule was utilized for all 3 content areas, then the words, “Stopping Rule” must be written 3 times, as shown below.

Stopping Rule						
ELA (All Grades)						
4	3	2	1	0	Task 1	N.O.
4	3	2	1	0	Task 2	N.O.
4	3	2	1	0	Task 3	N.O.
4	3	2	1	0	Task 4	N.O.
4	3	2	1	0	Task 5	N.O.
4	3	2	1	0	Task 6	N.O.
4	3	2	1	0	Task 7	N.O.
4	3	2	1	0	Task 8	N.O.
4	3	2	1	0	Task 9	N.O.
4	3	2	1	0	Task 10	N.O.
4	3	2	1	0	Task 11	N.O.
4	3	2	1	0	Task 12	N.O.
4	3	2	1	0	Task 13	N.O.
4	3	2	1	0	Task 14	N.O.
4	3	2	1	0	Task 15	N.O.
						↑ Second Scorer Only

Stopping Rule						
MATHEMATICS (All Grades)						
4	3	2	1	0	Task 1	N.O.
4	3	2	1	0	Task 2	N.O.
4	3	2	1	0	Task 3	N.O.
4	3	2	1	0	Task 4	N.O.
4	3	2	1	0	Task 5	N.O.
4	3	2	1	0	Task 6	N.O.
4	3	2	1	0	Task 7	N.O.
4	3	2	1	0	Task 8	N.O.
4	3	2	1	0	Task 9	N.O.
4	3	2	1	0	Task 10	N.O.
4	3	2	1	0	Task 11	N.O.
4	3	2	1	0	Task 12	N.O.
4	3	2	1	0	Task 13*	N.O.
						↑ Second Scorer Only
*Task 13: Grades 5, 6, 7 and HS only						

Stopping Rule						
SCIENCE (All Grades)						
4	3	2	1	0	Task 1	N.O.
4	3	2	1	0	Task 2	N.O.
4	3	2	1	0	Task 3	N.O.
4	3	2	1	0	Task 4	N.O.
4	3	2	1	0	Task 5	N.O.
4	3	2	1	0	Task 6	N.O.
4	3	2	1	0	Task 7	N.O.
4	3	2	1	0	Task 8	N.O.
4	3	2	1	0	Task 9	N.O.
4	3	2	1	0	Task 10	N.O.
4	3	2	1	0	Task 11	N.O.
4	3	2	1	0	Task 12	N.O.
						↑ Second Scorer Only

Activities During and After Test Administration

Test Administrator's Checklist - During

- Position the student so he/she can view and manipulate materials in order to facilitate sustained engagement.
- Maintain an environment with comfortable seating, good lighting, quiet setting, and adequate working space.
- Read the “**SAY**” statements just as they are written, using a natural tone and manner.
- Have ready any accommodations typically used during instruction that are consistent with established MDE policies.
- Use a No. 2 pencil to mark the Student Response Score Sheet.
- Present the materials as directed in the “**DO**” statements, requesting the student’s attention to the materials (when introducing Stimulus or Response Materials).
- Remove Stimulus or Response Materials completely from the visual field or reach of the student (when directed to remove Stimulus or Response Materials).
- Match labeling of Stimulus Materials or Response Materials with pointing.
- Allow sufficient wait time, based on knowledge of the student, to move through each item at an appropriate pace.

Appropriate Testing Administration Techniques

- Encourage the student to do his/her best on the tasks.
- Follow the “**SAY**” and “**DO**” statements and guidelines of the MAAP-A.
- Use the appropriate accommodations.
- Accept all modes of discriminate responding and communication.
- Start administration at the beginning of each task.
- Move to the next task within the performance event when a student responds correctly.
- Make sure all stimulus materials and response materials are appropriately prepared and available for each student.
- Repeat test questions and directions as necessary.
- Ensure that correct answers are not cued with intonation, body language, or in any other manner.
- Point to and follow the text at the sentence or word level with your finger, or use a piece of scrap paper as a guide while the text is being read. Do not stop on, or in any way highlight, key words for a student as this would be considered cuing or prompting.
- Reinforce student effort, using specific language (e.g., “You are being a good listener,” or “Good job—you are working hard.”), not only correct performance.
- Use appropriate wait times for each student.

Scoring the MAAP-A Tasks

Be mindful that students will respond in a variety of ways (e.g., with words, gestures, eye gaze, communication devices, assistive technology, etc.). Direct observation enables the scorers to accurately assign the appropriate score points based on the embedded score requirements.

- Student responses on the MAAP-A are independently recorded on the Student Response Score Sheet by the TA and the Second Scorer.
- Use a No. 2 pencil when recording student responses.
- Make sure all tasks are administered (12–15 tasks in each content area).
- Mark directly onto a Student Response Score Sheet during the administration of the MAAP-A.

Assemble Student Materials

After each test session, TAs are responsible for collecting all test materials and verifying they are accounted for.

After each student’s final test session, all of the following scoreable and non-scoreable test materials must be assembled:

- Test Administration Booklet
- Second Test Administration Booklet
- Student Response Score Sheet (two per student: one filled in by the TA and one filled in by the Second Scorer, to be returned to Questar)
- Stimulus cards (including any modified stimulus materials)

The STC/DTC must:

- make sure TAs and Second Scorers have recorded scores for each student assessed.
- collect assessment materials from TAs and Second Scorers.
- verify that **ALL** test materials are returned.
- contact the TA and/or Second Scorer immediately if items are missing.
- return all test materials to Questar. Return instructions for STCs and DTCs are included in the MAAP-A Fall 2021 *Test Coordinator’s Manual*.

Collect assessment materials from TAs/Second Scorers. Verify that all test materials are returned to the STC/DTC. **If any item is not returned, obtain it from the TA/Second Scorer immediately.** Questar **MUST** receive all test materials to ensure proper scoring of the assessment.

Additional Information

Mississippi Department of Education Website

<http://www.mdek12.org/>

MDE Office of Student Assessment

Dr. Jackie Sampsell

Phone: 601-359-3052

Email: jsampsell@mdek12.org

Questar Customer Support

Phone: 800-644-4054

MSCustomerSupport@questarai.com



Questar[®]

Questar Assessment Inc.
5550 Upper 147th Street West
Minneapolis, MN 55124
(800) 644-4054

www.questarai.com