











Materials List

Centers	Materials
<p data-bbox="256 380 537 420">Creative Arts</p> 	<p data-bbox="623 380 1300 411">Paintings Inspired by <i>Oonga Boonga/Crybaby</i>:</p> <ul data-bbox="672 417 1027 653" style="list-style-type: none"> ● <i>Oonga Boonga/Crybaby</i> ● brushes of different sizes ● paint ● cotton balls ● Q-tips ● sponges ● containers for water <p data-bbox="623 716 938 747">Printing with Objects:</p> <ul data-bbox="672 753 1398 1171" style="list-style-type: none"> ● <i>Peter's Chair</i> ● tempera paint (primary colors) ● paper of different sizes ● sponges or paper towels (for ink pads) ● trays ● various objects for printing: blocks of different sizes and shapes, forks, cookie cutters, spools, natural materials (shells, sticks, leaves, etc.), cotton balls, sponges - cut in smaller pieces, toilet paper rolls, bottle caps, etc. ● smocks ● images of prints (see Resources) <p data-bbox="623 1230 854 1262">Paper Collages:</p> <ul data-bbox="672 1268 1430 1581" style="list-style-type: none"> ● construction or butcher paper ● other types of paper (tissue paper, toilet paper, coffee filters, newspaper, newsprint, recycled wrapping paper, etc) ● aluminum foil ● scissors ● liquid glue or glue sticks ● glue brushes or Q-tips ● small containers ● images of collages (see Resources)

<p>Blocks</p> 	<p>Building Block Towers:</p> <ul style="list-style-type: none"> • various kinds of blocks: unit blocks, Kapla blocks, foam blocks, hollow blocks, LEGOs • cardboard boxes (small to medium-sized) • plastic milk crates • flat surfaces for children to build on • images of towers and tall buildings from around the world • photocopy of tower that Peter built in <i>Peter's Chair</i> • clipboards • paper • pencils, crayons, and/or markers • alphabet chart
<p>Dramatic Play</p> 	<p>Caring for Babies:</p> <ul style="list-style-type: none"> • <i>Oonga Boonga/Crybaby</i> • <i>Peter's Chair</i> • baby bottles • baby food containers • bibs • burping clothes • baby dolls • baby furniture
<p>Science</p> 	<p>Building Homes:</p> <ul style="list-style-type: none"> • small individual bins • small wooden blocks/ inch cubes • natural/ recycled materials • images of characters/settings from Read Alouds
<p>Library and Listening</p> 	<p>Books About Caring for Babies:</p> <ul style="list-style-type: none"> • books about caring for babies • taking care of books visuals
<p>Puzzles (Manipulatives)</p> 	<p>Exploring Letters:</p> <ul style="list-style-type: none"> • alphabet charts • 2-inch x 2-inch tagboard squares (or materials suggested in Preparation) of letters in different fonts (see Resources for examples) • laminated photographs of various environmental print children may be familiar with (see Resources for examples)

<p style="text-align: center;">Creative Writing</p> 	<p>Writing My Name and Family Names:</p> <ul style="list-style-type: none"> ● containers for various writing tools ● pencils ● markers ● crayons ● paper ● set of cards with children's names printed on them ● metal binder rings (optional) ● Thera-putty or Playdoh (optional) ● squeeze balls (optional)
--	--

Small Groups	Materials
Independent	<p>Book Browsing:</p> <ul style="list-style-type: none"> ● book collection in Library and Listening Area ● unit books ● picture cards of vocabulary words from story reads
Medium Support	<p>Drawing and Labeling Family Pictures:</p> <ul style="list-style-type: none"> ● <i>Oonga Boonga/Crybaby</i> ● <i>Peter's Chair</i> ● white drawing paper ● pencils ● crayons ● markers ● Playdoh ● clay ● photographs of children's families ● alphabet cards/ alphabet chart ● children's name cards ● iPad ● laptop computer
Medium Support	<p>Letter Matching:</p> <ul style="list-style-type: none"> ● laminated tag board or poster board ● laminated letter tiles ● double-sided tape or Velcro
High Support	<p>Storytelling with Pictures and Words:</p> <ul style="list-style-type: none"> ● paper to make blank books ● staplers ● crayons ● markers ● pencils

Large Group	Materials
<p>Read Alouds</p> 	<p><i>Oonga Boonga/Crybaby</i>, vocabulary picture cards <i>Peter's Chair</i>, vocabulary picture cards</p>
<p>SWPL Clipboard Directions</p> 	<p>“If You’re Happy”: song lyrics “Ten Little Fingers”: poem, Big Book of Poetry/poetry posters If Your Name Starts With __ Raise Your Hand: children’s names “Stand Up”: poem, Big Book of Poetry/poetry posters “Down by the Bay”: song lyrics, flannel board and pieces “Open, Shut Them”: song lyrics Let’s Clap our Names: children’s names <i>Over in the Meadow</i>: book “Five Green and Speckled Frogs”: flannel board and pieces “Head, Shoulders, Knees, and Toes”: song lyrics</p>
<p>LFOAI</p> 	<p>Caring for Babies:</p> <ul style="list-style-type: none"> • <i>Oonga Boonga/Crybaby</i> • other informational texts about babies/baby care • rattles/baby toys • baby spoon • regular spoon • photographs of families caring for babies (see Resources) <p>Musical Instruments:</p> <ul style="list-style-type: none"> • <i>Oonga Boonga/Crybaby</i> • <i>Charlie Parker Played Bebop</i> • <i>Tito Puente Mambo King</i> • instruments: harmonica, rhythm instruments • images of instruments (see Resources) • Charlie Parker “KoKo” (Sax) https://www.yout-ube.com/watch?v=okrNwE6GI70 • Tito Puente “Timbal” (Drums) https://www.yout-ube.com/watch?v=HAh_BRQvHdw • Little Walter “Juke” (Harmonica) https://www.yout-ube.com/watch?v=3J3eGUATzaY

Problem Stories	Materials: Block People (see Set Up For Success)
------------------------	--

Math Components	Materials
Hands-on Math Center	<ul style="list-style-type: none"> • Explore Manipulatives: inch cubes, counters • Make Buildings: inch cubes, blocks
Small Group	<ul style="list-style-type: none"> • Explore Manipulatives: counters • Make Buildings: inch cubes, blocks
Large Group	<ul style="list-style-type: none"> • “This Old Man”: song lyrics • Count and Move Counting Wand: wand • “When I was One”: poem, <i>Building Blocks</i> Teacher’s Edition • <i>I Spy Two Eyes</i>: Big Book
Literature Connections	<ul style="list-style-type: none"> • <i>Little Rabbits’ First Number Book</i> by Alan Baker • <i>The Very Hungry Caterpillar</i> by Eric Carle • <i>One Was Johnny: A Counting Book</i> by Maurice Sendak • <i>I Can Count the Petals of a Flower</i> by John and Stacey Wahl

