



2013-2014

MISSISSIPPI DEPARTMENT OF EDUCATION
2013-2014 SUPERINTENDENT'S ANNUAL REPORT



CAREY M. WRIGHT, ED.D.
STATE SUPERINTENDENT OF EDUCATION



MISSISSIPPI DEPARTMENT OF EDUCATION 2013-2014 SUPERINTENDENT'S ANNUAL REPORT

Carey M. Wright, Ed.D.
State Superintendent of Education



Mississippi Department of Education

Central High School Building
359 North West Street
Jackson, MS 39205-0771

Office of Communications and Legislative Services

601-359-3515

Office of Reporting

601-359-5254

www.mde.k12.ms.us

CONTENTS

Message from the State Superintendent of Education	2
Mississippi Board of Education	3
Facts and Figures	4
2013-2014 Highlights	5
Notable State and National Honors	10
District Financial Information	13
• Receipts for Public Schools	
• Expenditures for Public Schools	
• Charts: Federal, State and Local Sources Revenue and Expenditures for Public Schools	
• Expenditures for Public Schools by Functional Area	
• Expenditure Per Pupil in Average Daily Attendance	
• Revenue by Source by District	
• Administrative Cost	
• District Assessment and Tax Levies	
Career and Technical Education	17
Safe and Orderly Schools	17
• Transportation Report	
• State Public School Building Fund	
• School Safety Report	
District Student Information	18
• Average Daily Attendance	
• Net Membership by Grade	
District Personnel Information	18
• Instructional Personnel by District	
• Classroom Teacher Count and Average Salary	
District List	19





MESSAGE FROM THE STATE SUPERINTENDENT OF EDUCATION

On behalf of the Mississippi Board of Education, I am pleased to present the Annual Report of the State Superintendent of Education for the 2013-2014 academic school year. In accordance with the requirements of Section 37-3-11 of the Mississippi Code of 1972, Annotated, this report contains pertinent financial, statistical and other important information at the state and local school district levels.

The MBE, with advice from the State Superintendent of Education, provides leadership through the development of policy and accountability systems that ensure all students are prepared to compete in the global community. The MBE also regulates all matters arising in the practical administration of the school system not otherwise provided for and regulates issues such as teacher standards and certification, student testing, accountability and school accreditation.

As I conclude my first year as State Superintendent of Education, I am more committed than ever to raising student achievement and supporting our school districts as they prepare students to be successful in college, the workplace and life. Along with our educators and school leaders, I am dedicated to helping all children in the state reach their greatest potential.

On behalf of the members of the MBE, the staff of the Mississippi Department of Education, and the students, teachers and school leaders of Mississippi, I appreciate your continued support of public education in our state.

If you would like to view this report online, please visit www.mde.k12.ms.us.

Sincerely,

Carey M. Wright, Ed.D.



Carey M. Wright, Ed.D.

MISSISSIPPI BOARD OF EDUCATION

The Mississippi Board of Education's vision is to create a world-class educational system that gives students the knowledge and skills to be successful in college and the workforce, and to flourish as parents and citizens. The Board's five primary goals are: All students are proficient and show growth in all assessed areas; every student graduates from high school and is ready for college and career; every child has access to a high-quality early childhood education program; every school has effective teachers and leaders; and every community effectively uses a world-class data system to improve student outcomes.



Dr. John R. Kelly, Chair
Term expires July, 2020
2nd Supreme Court District
Representative



Mr. Charles McClelland
Term expires July, 2019
At-Large Representative



**Mr. Richard Morrison,
Vice-Chair**
Term expires July, 2023
Administrator Representative



Mrs. Rosemary G. Aultman
Term expires July, 2022
At-Large Representative



Dr. O. Wayne Gann
Term expires July, 2015
At-Large Representative



Mr. Danny J. Spreitler
Term expires July, 2021



Mrs. Kami Bumgarner
Term expires July, 2018
Teacher Representative



Mr. Johnny Franklin
Term Expires July, 2016



Mr. William Harold Jones
Term expires July, 2017
At-Large Representative



Dr. Carey M. Wright
State Superintendent of Education

2013-2014 FACTS & FIGURES

NUMBER OF SCHOOLS:

ELEMENTARY: 522
SECONDARY: 213
COMBINED: 166

TOTAL = 901



TOTAL EDUCATION ENHANCEMENT FUNDS (EEF) DISPERSED TO TEACHERS:

\$11,237,146.29

NUMBER OF TEACHERS RECEIVING EEF PROCUREMENT CARDS TO PURCHASE SCHOOL SUPPLIES: 34,012



TOTAL SCHOOL SUPPLY FUNDS DISPERSED TO EACH TEACHER: **\$330.39**

AVERAGE EXPENDITURE PER PUPIL: **\$9,209**

\$41,849
AVERAGE TEACHER SALARY:

TOTAL PERCENTAGE OF TOTAL CURRENT OPERATION OF DISTRICT ADMINISTRATIVE COSTS: **3.35%**

NUMBER OF DISTRICTS **151**



STUDENT AVERAGE DAILY ATTENDANCE:


456,022

STUDENT DAILY MEMBERSHIP:

492,586



NUMBER OF TEACHERS:



32,102

NATIONAL RANKING FOR NUMBER OF NATIONAL BOARD CERTIFIED TEACHERS:



MISSISSIPPI DEPARTMENT OF EDUCATION

2013-2014 HIGHLIGHTS

The Mississippi Department of Education is charged with supporting local school districts to help them to attain the State Board of Education's vision and goals. The Board's bold vision for a world-class education system and the agency's philosophy of operating in the best interest of students drive the MDE's work. The MDE believes that students of all abilities and backgrounds can learn and have the capacity to compete in a global economy.

2013-2014 school year priorities:

- Increasing access to early childhood education
- Improving literacy, especially from kindergarten through the 3rd grade
- Implementing College- and Career-Ready Standards

Early Childhood Education

The first five years in a child's life are crucial to success throughout the child's school years. The Early Learning Collaborative Act of 2013 enabled the MDE to award grants to 11 Early Learning Collaboratives throughout the state. These collaboratives helped fund 66 preschools and opened up approximately 2,000 new pre-kindergarten slots for 4-year-olds. The collaboratives include partners from Head Start programs, public school districts, parochial schools, and community organizations. Early Learning Collaborative Act funds helped build the state's capacity to offer high-quality early childhood education through program monitoring, professional development, and technical assistance. The MDE continues to seek funding and support to expand access to early childhood education throughout the state.



Early Learning Collaboratives:

- Clarke County Early Learning Partnership
- Coahoma County Pre-K Collaborative Initiative
- Corinth-Alcorn Prentiss Early Learning Collaborative
- Desoto County Early Learning Collaborative (DCELC)
- Gilmore Early Learning Initiative Collaborative
- Lamar County Early Learning Collaborative
- McComb Community Collaborative for Early Learning Success
- Petal Early Learning Collaborative/Petal Excel By 5
- Picayune School District
- Sunflower County Early Learning Collaborative
- Tallahatchie Early Learning Alliance

Literacy

Being a good reader is critical if a student is going to be successful in school. The Literacy-Based Promotion Act of 2013 aims to ensure that all students exit 3rd grade reading at or above grade level. To gear up for the full implementation of this legislation, the MDE hired 31 literacy coaches – educators with expertise in literacy – for deployment in 50 target schools and 30 districts across Mississippi. Literacy coaches support teachers in the areas of effective reading instruction and intensive intervention. The MDE also provided intensive training on the science of reading and data-based decision making to inform instruction to 5,000 K-3 teachers and principals, as well as university faculty, across the state. In addition, literacy manipulative kits were distributed to all K-3 teachers who participated in this training. Professional development in the area of literacy is ongoing, and the MDE continues to expand its cadre of literacy coaches.



To raise awareness about the importance of literacy and to help equip educators to improve literacy among all students, the MDE produced and distributed a [Literacy Communications Toolkit](#) and the [Literacy-Based Promotion Act Implementation Guide](#). To view these resources, visit www.mde.k12.ms.us/literacy.





Implementing College- and Career-Ready Standards

All public schools were expected to fully implement Mississippi's College- and Career-Ready Standards during the 2013-2014 school year. Adopted in 2010, the standards raised the bar for what Mississippi expects its students to learn and achieve. The higher academic standards set learning targets in English language arts and mathematics that will ensure students have the academic knowledge and skills they need to be successful in college, career and life. Since the adoption of Mississippi's College- and Career-Ready Standards, educators and school leaders throughout the state have invested a tremendous amount of time, work, training, and resources to better prepare our students to achieve in K-12 and beyond.

During the 2013-2014 school year, the State Superintendent of Education and the MDE's leaders traveled throughout the state to train educators and raise awareness about Mississippi's College- and Career Ready Standards. The MDE team met with thousands of parents, teachers, principals, superintendents, business leaders, legislators, and other stakeholders to build the collective will that is needed to support school districts with their implementation of higher academic standards. These visits supplemented ongoing local, regional and web-based professional development sessions for teachers and instructional leaders. This work is vital to changing the trajectory of education in Mississippi.

To help raise awareness about Mississippi's College- and Career-Ready Standards, the MDE produced and distributed a [Communications Toolkit](#). To view the toolkit or to learn more about the standards, visit www.mde.k12.ms.us/ms-college-career-standards.



ADDITIONAL HIGHLIGHTS

New Accountability System

Mississippi's schools and districts received letter grades for the 2013-2014 school year based on the new Mississippi Statewide Accountability System. The 2013-2014 school year was the first year the state assigned A-F letter grades using the new accountability model that meets both state and federal reporting requirements. The development of the new accountability system began in 2012, when the State Board of Education convened a task force to evaluate the quality and transparency of the previous system. The new model represents a complete overhaul of the accountability system.

There are three key differences in the new system:

- The new model emphasizes student growth, particularly the lowest performing 25% of students.
- The previous system calculated student growth using a prediction equation. Now, students meet growth if their scores improve from one proficiency level to the next, or move sufficiently within the lower proficiency levels.
- The previous system included a "completion index" for high schools and districts, which gave the schools and districts partial credit for GED completers and other types of non-traditional diplomas. These "completers" are not considered graduates in the new system, per state statute; thus high schools and districts do not receive any accountability points for those students.

The 2013-2014 school year was considered a transitional year for the new accountability system because it was the first year schools were expected to fully implement Mississippi's College- and Career-Ready Standards. Because of this transition, the MDE received a waiver from the U.S. Department of Education that allowed schools and districts to keep their letter grades from 2012-2013 if those grades were higher than what they received in 2013-2014. Both grades were made public for transparency, though the waiver grades are considered the official grades. Those grades include 19 "A" districts, 43 "B" districts, 48 "C" districts, 39 "D" districts and one "F" district.

View the 2014 accountability results for all schools and districts here: reports.mde.k12.ms.us/report/report2014.aspx

Student Assessments

Students in grades 3-8 and high school took the MCT2 and SATP2 English language arts and math tests for the final



time in 2014. These tests were first implemented in the 2007-2008 school year. Though the majority of students scored proficient or advanced at every grade level on these assessments, the overall percentage of these students dropped. Performance levels were lower as expected because the 2014 tests were not aligned to Mississippi's higher academic standards.

In the 2014-2015 school year, students will take English

language arts and math assessments developed by the Partnership for Assessment of Readiness for College and Careers, or PARCC. The PARCC- assessments have more input from Mississippians than any previous state test, as educators throughout the state provided expertise to help develop the tests. Additionally, more than 88,000 Mississippi students in 513 schools and 140 districts field tested the new PARCC-developed assessments in spring 2014.

View the 2014 assessment passing rates for all school districts here: reports.mde.k12.ms.us/report1/r2013-14.aspx



NOTABLE STATE AND NATIONAL HONORS

Title I Distinguished Schools

The MDE honored 20 Title I Distinguished Schools in 2013 for exceptional student performance for two or more consecutive years and effective strides in closing the achievement gap. The Title I program provides funding to schools across the country for students at risk of failure and living at or near poverty. Two of the schools were announced as **National Title I Distinguished Schools** – **South Forrest Attendance Center in the Forrest County School District** and **Walton Elementary in the Jackson Public School District**.

Ashland High-Benton County School District

Smithville High-Monroe County School District

Marshall Elementary-Carroll County School District

I.T. Montgomery Elementary-Mound Bayou Public School District

Pearman Elementary-Cleveland School District

North Panola Junior High-North Panola School District

South Forrest Attendance Center-Forrest County School District

Earl Nash Elementary-Noxubee County School District

Holly Springs High-Holly Springs School District

Richton Elementary-Richton School District

Vancleave Upper Elementary-Jackson County School District

South Delta Elementary-South Delta School District

Northwest Middle-Jackson Public School District

Inverness Elementary-Sunflower County School District

Walton Elementary-Jackson Public School District

Dundee Elementary-Tunica County School District

Bogue Chitto School-Lincoln County School District

Bay Springs Elementary-West Jasper School District

West Marion High-Marion County School District

Yazoo County Junior High-Yazoo County School District

National Board Certified Teachers

The number of National Board Certified Teachers in Mississippi rose to 3,557 in 2013, with 139 additional teachers achieving NBCT status. The highest mark of accomplishment in the profession, National Board Certification demonstrates that teachers have attained the knowledge and skills necessary to prepare students for 21st century success. Mississippi ranks 7th in the nation for total number of NBCTs. The state of Mississippi provides significant support for teachers seeking Board certification. Mississippi's Board-certified teachers receive an annual stipend of \$6,000.



2014 Mississippi Teacher of the Year



New Albany High School English teacher Margaret King was selected as the 2014 Mississippi Teacher of the Year. King has been teaching English at New Albany High School for the past nine years. A graduate of the University of North Alabama, she teaches 11th grade accelerated and advanced

placement English and dual-enrollment English Composition I and II. In 2008, she became a National Board Certified Teacher in English Language Arts.

2014 Mississippi Administrator of the Year

Gulfport High School principal Michael Lindsey was selected as the 2014 Mississippi Administrator of the Year. A graduate of the University of Southern Mississippi, Lindsey received his Master's degree in Educational leadership from USM. He started his career as a biology teacher and head baseball coach. He taught and coached at Coldwater High School, Natchez High School and Gulfport High School.



Lindsey has 19 years of educational experience, with 13 of those years in the Gulfport School District. This is his 8th year to serve as Gulfport High School principal.

Milken Educator Award



Tracee Thompson, an English and Language Arts teacher at Jim Hill High School in Jackson, received the \$25,000 Milken Educator Award, www.MilkenEducatorAwards.org. This prestigious honor recognizes up to 40 of America's most outstanding secondary school educators.

2014 Parent of the Year

Jane Howard Moore, mother of three students in the Ocean Springs School District, was named the 2014 Parent of the



Year. Moore has been named Parent of the Year at Ocean Springs Upper Elementary, Middle School and School District, and has led the Ocean Springs Duchess Club, a nonprofit charitable organization that provides for needy children and

families. She has served as a board member of the Ocean Springs Education Foundation, which has raised about \$88,000 for the last three years for grants to school teachers with innovative teaching initiatives.

District Financial Information

2013-14 Statewide Receipts for Public Schools

Source of Federal Funds

Wildlife Refuge	\$ 72,483
E-Rate	15,527,981
Impact Aid - Maint. & Operation	1,161,711
Flood Control	45,501
Mineral Leases	7,696
Other Unrestricted	3,688,683
Impact Aid Const. PL 81-815	-
Title III - Lang Instr. For LEP & Immig	1,287,216
Title I	179,265,910
School Improvement 1003g	1,162,606
State Assessment	-
Title VI	4,516,583
Social Services	19,376
EHA-Special Education	113,005,832
Adult Education	1,075,439
Vocational & Technical Education	6,598,372
Child Nutrition	241,862,100
Title II	34,348,291
Work Force Investment Act	321,304
Education Jobs	-
Title X-Homeless Children & Youth	596,441
21st Century	10,176,673
Restricted - Disaster Relief	10,142,885
Restricted - ARRA	5,064,777
TVA	6,917,276
National Forest	2,930,124
Other - Restricted	25,448,355
TOTAL FEDERAL SOURCES	<u><u>\$665,243,613</u></u>

Source of State Funds

Homestead Exemption	\$ 33,295,980
Severance Tax	173,395
Chickasaw Funds	16,608,053
Drivers Education	1,442,639
MAEP & Per Capita	2,075,827,227
School Ad Valorem Tax Reduction	-
Education Enhancement Fund	19,330,409
Vocational & Technical Education	38,470,492
Public School Building Fund	-
Adult Education	272,469
Child Nutrition	2,881,875
Educable Children	5,623,681
Other	50,174,893
TOTAL STATE FUNDS	<u><u>\$ 2,244,101,114</u></u>

Source of Local Funds

Ad Valorem Taxes	\$ 1,246,580,623
Other Taxes	3,300,258
Revenue in Lieu of Taxes	18,920,778
Tuition	9,607,314
Transportation Fees	2,227,866
Earnings on Investments	8,241,771
Food Service	47,876,767
Student Activity	55,954,598
Community Service	2,309,806
Other Revenue from Local Sources	32,267,363
Gaming Revenue	13,291,040
TOTAL LOCAL REVENUE	<u><u>\$ 1,440,578,182</u></u>

TOTAL REVENUE RECEIPTS FROM LOCAL, STATE & FED SOURCES

\$ 4,349,922,909

TOTAL REVENUE RECEIPTS FEDERAL, STATE & LOCAL	
TOTAL FEDERAL	15.30%
TOTAL STATE	51.58%
TOTAL LOCAL	<u>33.12%</u>
	<u>100.00%</u>

Additional Revenue

Intermediate Sources	\$ 527,174
Operational Sixteenth Section	55,599,228
Sixteenth Section Principal	31,737,000
TOTAL ADDITIONAL REVENUE	<u><u>\$ 87,863,403</u></u>

Nonrevenue Receipts

Sale of Bonds	\$91,716,528
Proceeds of Loans	88,656,113
Inception of Capital Leases	14,180,965
Insurance Loss Recoveries	37,786,267
Sale of Assets	1,190,472
TOTAL NONREVENUE RECEIPTS	<u><u>\$233,530,344</u></u>

TOTAL REVENUE & NONREV. RECEIPTS

\$ 4,671,316,656

District Financial Information

2013-14 Statewide Expenditures for Public Schools

INSTRUCTION & OTHER STUDENT EXPENDITURES

1105 - 1109	PREKINDERGARTEN	\$ 19,935,137.44	
1110 - 1199	INSTRUCTION	1,762,753,255.58	
1210 - 1299	SPECIAL PROGRAMS	427,075,326.21	
1310 - 1399	ADULT/CONTINUING EDUCATION	3,490,613.93	
1410 - 1499	SUMMER SCHOOL PROGRAMS	1,787,310.08	
1910 - 1919	ATHLETICS	69,962,744.05	
1920 - 1929	STUDENT ACTIVITIES	33,229,285.30	
1930 - 1999	OTHER INSTRUCTIONAL PROGRAMS	5,110,350.18	
2110 - 2119	ATTENDANCE	10,938,129.92	
2120 - 2129	GUIDANCE SERVICES	89,737,396.29	
2130 - 2139	HEALTH SERVICES	30,279,285.57	
2140 - 2149	PSYCHOLOGICAL SERVICES	16,882,999.63	
2150 - 2159	SPEECH PATHOLOGY	43,478,724.72	
2160 - 2169	SCHOOL RESOURCE OFFICER	1,482,985.81	
2190 - 2199	OTHER SUPPORT SERVICES - STUDENTS	7,197,426.69	
2210 & 2290	IMPROVEMENT OF INSTRUCTION	121,177,276.71	
2220 - 2229	EDUCATIONAL MEDIA SERVICES	90,562,273.64	
TOTAL INSTRUCTION & OTHER STUDENT EXPENDITURES		\$ 2,735,080,521.75	66.05%

GENERAL ADMINISTRATION

2310 - 2319	BOARD OF EDUCATION SERVICES	\$ 28,256,476.70	
2320 - 2329	EXECUTIVE ADMINISTRATIVE SERVICES	47,632,710.13	
2330 - 2339	SPECIAL AREA ADMINISTRATION	56,310,640.98	
2500 - 2599	BUSINESS SERVICES	59,766,988.46	
TOTAL GENERAL ADMINISTRATION		\$ 191,966,816.27	4.64%

SCHOOL ADMINISTRATION

2410 - 2499	SCHOOL ADMINISTRATION	\$ 245,136,435.92	
TOTAL SCHOOL ADMINISTRATION		\$ 245,136,435.92	5.92%

OTHER EXPENDITURES - INSTRUCTIONAL SUPPORT

2610 - 2699	OPERATION AND MAINTENANCE OF PLANT	\$448,453,516.55	<i>(Excludes Capitalized Equipment)</i>
2710 - 2799	STUDENT TRANSPORTATION SERVICES	\$206,288,266.87	<i>(Excludes Capitalized Equipment)</i>
2800 - 2899	CENTRAL SUPPORT SERVICES (TECH)	\$42,597,321.10	<i>(Excludes Capitalized Equipment)</i>
TOTAL OTHER EXPENDITURES - INSTRUCTIONAL SUPPORT		\$ 697,339,104.52	16.84%

OTHER EXPENDITURES - NONINSTRUCTIONAL SUPPORT

3100	FOOD SERVICE OPERATIONS	\$253,682,486.18	<i>(Excludes Capitalized Equipment)</i>
3200	ENTERPRISE OPERATIONS	296,817.43	<i>(Excludes Capitalized Equipment)</i>
3300	COMMUNITY SERVICES OPERATIONS	\$2,157,525.02	<i>(Excludes Capitalized Equipment)</i>
3900 - 3999	OTHER NON-INSTRUCTIONAL SERVICES	\$14,892,241.90	<i>(Excludes Capitalized Equipment)</i>
TOTAL OTHER EXPENDITURES- NONINSTRUCTIONAL SUPPORT		\$ 271,029,070.53	6.55%

TOTAL CURRENT OPERATIONAL EXPENDITURES (Functions 1000-3999) **\$ 4,140,551,948.99** 100.00%

CAPITALIZED EQUIPMENT (Exp. Functions 2600 - 3999) **\$ 59,851,541.90**

NONREVENUE TRANSACTIONS

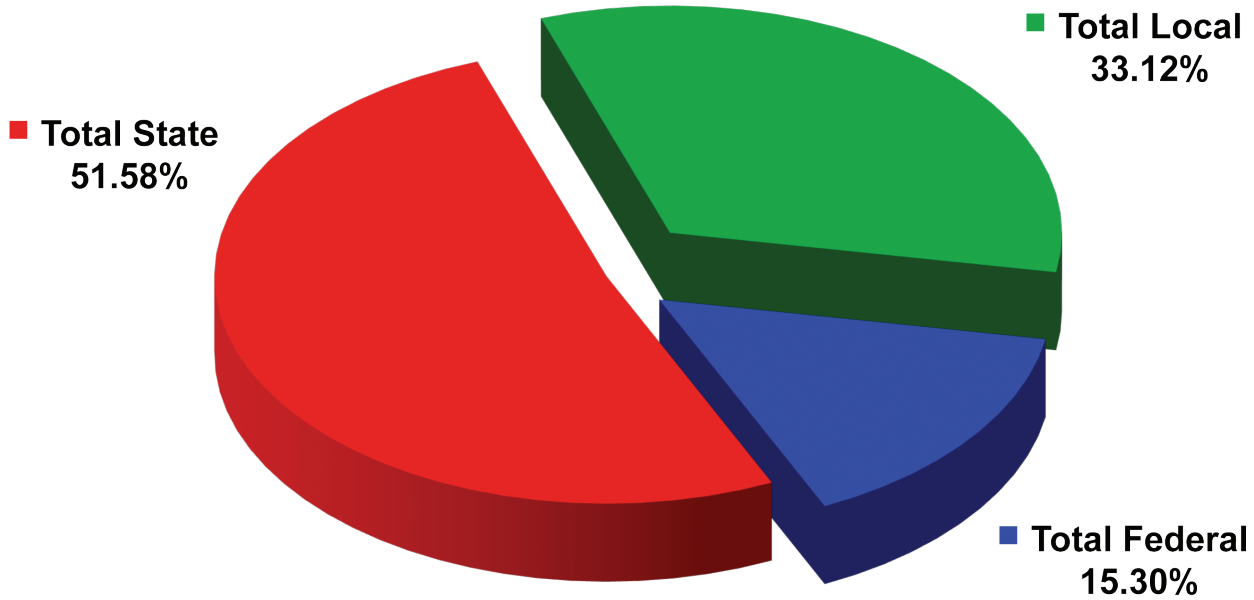
4100 - 4999	16th Section Land Mgmt & Improvement	\$ 11,449,281.54
5100 - 5999	Facility Acquisitions & Construction	147,453,357.11
6100 - 6999	Interest Paid on Debt (obj.830)	55,981,656.39
6100 - 6999	Debt Service Payments (excluding obj. 830)	215,418,396.48
7500 - 7599	Repayment to Funded Bond Escrow Agent	22,762,354.30
7600 - 7699	Pymt to QZAB Debt Escrow Agent	8,647,362.28
7900 - 7999	Other Debt Service	1,648,725.30
TOTAL NON REVENUE TRANSACTIONS		\$ 463,361,133.40

TOTAL CURRENT EXPENDITURES & NONREVENUE TRANSACTIONS **\$ 4,663,764,624.29**

Note: Expenditure categories per SDE definition. State level administrative costs are not included in totals.

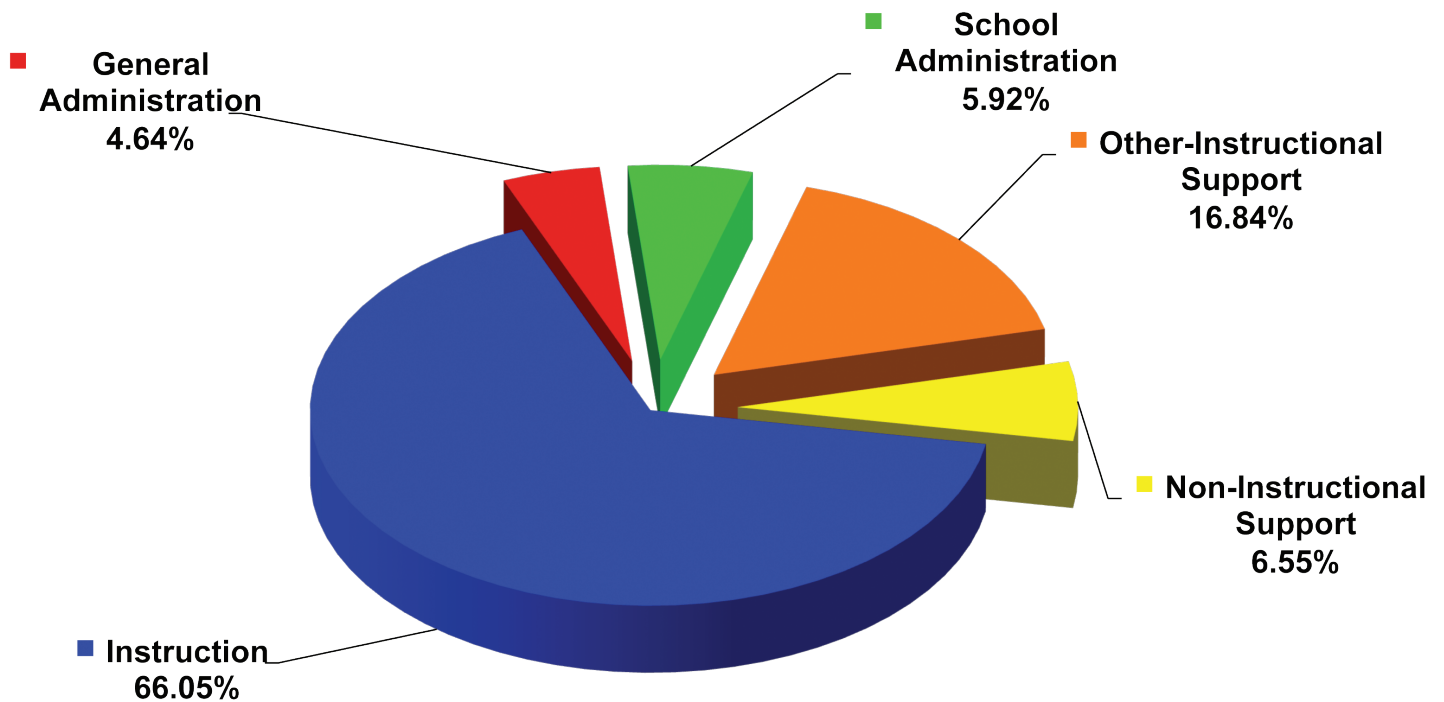
District Financial Information 2013-14 Revenue from Federal, State & Local Sources for Public Schools

(All Funds - Rev. Functions 1000, 3000 & 4000)



2013-14 Current Operational Expenditures for Public Schools

(All Funds - Exp. Functions 1000-3999)





MISSISSIPPI DEPARTMENT OF EDUCATION REPORTS

View all of the following reports at: www.mde.k12.ms.us/superintendent2015



District Financial Information

Expenditures for Public Schools by Functional Areas

Report details public school expenditure amounts by functional area by school district. For each district, the report shows the percentage of each functional area to the total operational expense. The report also lists the percent ranking for each district for each functional area.

Expenditure Per Pupil Average Daily Attendance

Report shows the average daily attendance for each district. The report also details the expenditure amount per pupil using all funds and expenditure functions 1000-3999. Instructional costs for each district per pupil are listed and include all funds and instructional expenditures. Additionally, the per pupil expenditure amount for transportation is listed by district. The report lists the ranking by district for each of the three per pupil categories. Statewide, the average per pupil expenditure is \$9,209.

Revenue by Source by District

Report shows the amount of revenue each district received from local, state, federal and intermediate sources. By district, the report shows the percentage of each revenue source to the total revenue. The report also lists the percent ranking for each revenue source by districts. The total column shows the revenue received from all sources. The last column lists the ranking by district for the total revenue amount.

Administrative Cost by District

Report shows expenditures for each district for total current operations using all funds and expenditure functions 1000- 3999. The report also shows a comparison for each district of a calculated amount of administrative cost to actual district administration costs. Additional columns show district administration costs as a percentage of total operational cost and the percent rank of each district. Statewide, the total percentage of total current operation administrative costs is 3.35%.

District Assessment and Tax Levies

Report shows assessed value, and homestead information for each district. The report details the breakdown of mills levied for specific purposes as well as the total millage. Districts that have assessed value in two different counties are listed twice to show the assessment and millage by county.

Career and Technical Education

Career and Technical Education programs administered by the Office of Career and Technical Education and Workforce Development prepare all students for new jobs, roles, technologies, and responsibilities in order to develop a competent workforce to support and enhance Mississippi's economy. The delivery system is effective and responsive to changing needs of business and industry. This report shows agencies that received CTE federal and state funds and Mississippi Department of Employment Security Industry Employment Projections that reflect the expected future number of Mississippi workers to be employed in the labor market within a 10-year time period. The projections are compared with the total number of CTE programs taught in Mississippi during school year 2013-2014.

Safe and Orderly Schools

The Safe and Orderly Schools School Safety Report includes counts on personnel trained and other accomplishments. The Transportation Report shows data for privately owned and publicly owned vehicles. The State Public School Building Fund Report contains information about capital improvements of schools in the state.



District Student Information

Average Daily Attendance by District

The Average Daily Attendance (ADA) information is reported from Mississippi Student Information System for Months 1-9. ADA is the average number of pupils present each day school was in session during the period of the report. Statewide, the total ADA is 456,022.

Net Membership by Grade

Net membership is the number of students belonging to a school unit at any given time. The membership is an ever-changing number and is found by adding the total number of student entries and total student re-entries, and subtracting the number of withdrawals. This report is for reporting period for month 01. Statewide, the total net membership is 492,586.

District Personnel Information

Instructional Personnel by District

Data included in this section represents salary information reported by local school districts via the Mississippi Student Information System. This includes employees of the school district who are professionally trained and licensed to provide instruction and services to students enrolled in the school district.

Classroom Teacher Count and Average Salary

Report represents salary information reported by local school districts, via the Mississippi Student Information System, which includes the total number of teachers, average pupil daily attendance per teacher, and the average classroom/instructional personnel salary. There are 32,102 teachers statewide. The average teacher salary is \$41,849.

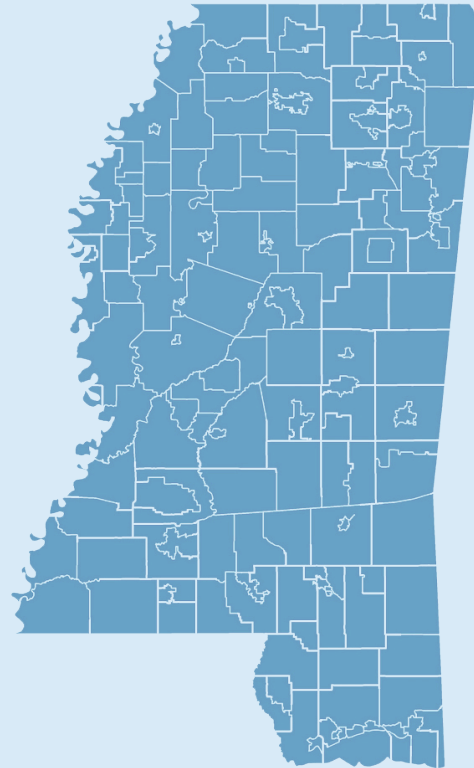


DISTRICT LIST 2013-2014

Aberdeen School District
Alcorn School District
Amite County School District
Amory School District
Attala County School District
Baldwyn Public School
Bay St. Louis -Waveland School District
Benoit School District
Benton County School District
Biloxi Public School District
Booneville School District
Brookhaven School District
Calhoun County School District
Canton Public School District
Carroll County School District
Chickasaw County School District
Choctaw County School District
Claiborne County School District
Clarksdale Municipal School District
Clay County School District
Cleveland School District
Clinton Public School District
Coahoma Agricultural High School
Coahoma County School District
Coffeeville School District
Columbia School District
Columbus Municipal School District Copiah
County School District
Corinth School District
Covington County School District
Desoto County School District
Durant Public School District
East Jasper School District
East Tallahatchie School District

Interactive District Map

District list includes special high schools. To view the statewide district map and list of schools, visit www.mde.k12.ms.us/Map.



Aberdeen School District Enterprise School District
Forest Municipal School District
Forrest County AHS
Forrest County Schools
Franklin County School District
George County School District
Greene County School District
Greenville Public School District
Greenwood Public School District
Grenada School District
Gulfport School District
Hancock County School District

Harrison County School District
Hattiesburg Public School District
Hazlehurst City School District
Hinds County Agricultural High School
Hinds County School District
Hollandale School District
Holly Springs School District
Holmes County School District
Houston School District
Humphreys County School District
Indianola School District
Itawamba County School District
Jackson County School District
Jackson Public School District
Jefferson County School District
Jefferson Davis County School
Jones County School District
Kemper County School District
Kosciusko School District
Lafayette County Schools
Lamar County School District
Lauderdale County Schools
Laurel School District
Lawrence County School District
Leake County School District
Lee County Schools
Leflore County School District
Leland School District
Lincoln County School District
Long Beach School District
Louisville Municipal School District
Lowndes County School District
Lumberton Public School District
Madison County School District
Marion County School District

Marshall County School District
McComb School District
Meridian Public School District
Montgomery County School District
Moss Point School District
Natchez-Adams School District
Neshoba County School District
Nettleton School District
New Albany School District
Newton County Schools
Newton Municipal School District
North Bolivar Consolidated School District
North Bolivar School District
North Panola School District
North Pike Consolidated School District
North Tippah School District
Noxubee County School District
Ocean Springs School District
Okolona School District
Oktibbeha County School District
Oxford Public School District
Pascagoula School District
Pass Christian School District
Pearl Public School District
Pearl River County School District
Perry County Schools
Petal Public School District
Philadelphia Public School District
Picayune School District
Pontotoc City Schools
Pontotoc County Schools
Poplarville School District
Prentiss County School District
Quitman Consolidated School District (Clarke County)
Quitman County School District

Rankin County School District
Richton School District
Scott County School District
Senatobia Municipal School District
Shaw School District
Simpson County School District
Smith County School District
South Delta School District
South Panola School District
South Pike School District
South Tippah School District
Starkville School District
Stone County School District
Sunflower County Consolidated School District
Tate County Schools
Tishomingo County Schools
Tunica County School District

Tupelo Public School District
Union County School District
Union Public School District
Vicksburg-Warren School District
Walthall County School District
Water Valley School District
Wayne County School District
Webster County School District
West Bolivar Consolidated School District
West Jasper School District
West Point School District
West Tallahatchie Consolidated School District
Western Line School District
Wilkinson County School District
Winona School District
Yazoo City Municipal School District
Yazoo County School District





MISSISSIPPI
DEPARTMENT OF
EDUCATION

Ensuring a bright *future* for every child

www.mde.k12.ms.us