

MIGRATORY EDUCATION: INTERIM LITERACY INSTRUCTION

Using the Migrant Literacy NET (MLN) to provide interim and 'shelter in place' instruction

1



Due to the COVID 19 Virus many schools and school districts are in recess and it is recommended that children stay home.

The Migrant Literacy NET (MLN) can be used to provide 'shelter in place' interim literacy instruction for migrant students and any other students who are home from school

2

Resources available on the Migrant Literacy NET for interim and home instruction in reading

- Activities for parents to assist their children with reading skills as well as black line masters which can be re-purposed for home instruction in reading, writing, mathematics and study skills
- Online reading screeners which identify student reading needs and automatically assign online reading tutorials to meet those needs which are aligned to Common CORE standards and WIDA standards
- Over 300 online reading tutorials in English and Spanish for grade levels pre-k to 12 targeting necessary reading skills in the five dimensions of reading (phonics, phonemic awareness, vocabulary, fluency and comprehension) at the emergent and developmental reading levels
- All resources can be accessed online with PCs or tablets and smart phones using Wifi or cellular telephone service
- Teachers can set up student success plans, screeners and tutorials for students to complete at home or anywhere there is Wifi or cellular service. Teachers can also email or provide parents activities from the MLN to assist their children

3

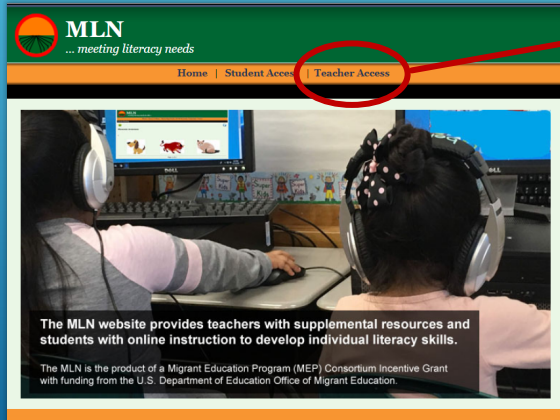
Steps for teachers to use the MLN to facilitate interim instruction

1. Go online to www.migrantliteracynet.com
2. Create your own user name and password
3. Create success plans for each of your students
4. Assign online screeners for students based on reading level
5. Provide the system assigned user names and passwords to all of your students so they can go online and take the screeners and access the tutorials
6. System assigns online tutorials in English and Spanish or teachers can assign tutorials to provide instruction
7. Email or provide parents information on how to support their children in system use and with activities they can do with their children to support reading

4

How to.... Steps 1 & 2 - Logon


www.migrantliteracynet.com



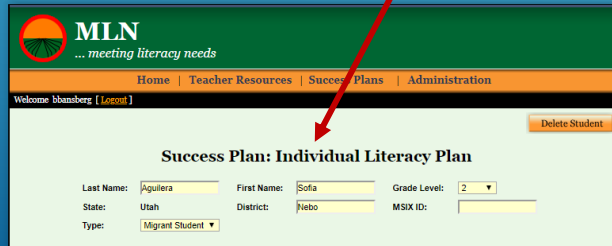
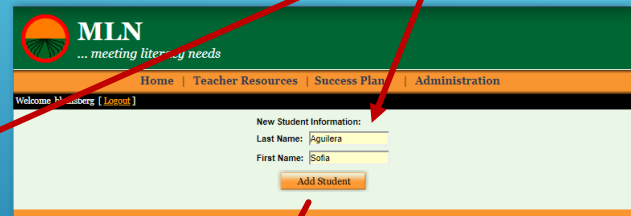
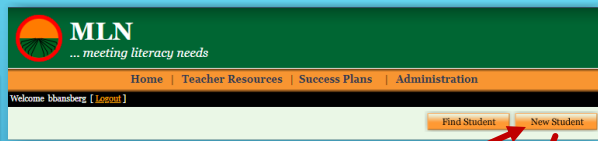
Create your own user name and password

5

How to.... Step 3 - Create Success Plans



Click on Success Plans



6

How to.... Steps 4 & 5 – Identify student reading needs

A. Screeners are assigned on the Success Plan (in the middle)

B. When you assign a screener or tutorial the system creates a password for that student

C. Provide the user name and password to the student

D. Student clicks on 'Student Access' and then logs on

7

How to.... Steps 4 & 5 – Identify student reading needs

Student logs on and then clicks start to complete assigned screeners, which will then identify reading needs.

The system will then automatically assign online tutorials which provide instruction based on needs

Screeners and tutorials all have audio and graphics and can be assigned in English or Spanish.

Students can complete the screeners and tutorials at home or anywhere there is Wifi or cellular service

8

How to.... Step 6 – Provide instruction anywhere with online tutorials

Please provide your Student login information:

Username: SAguilera
 Password: [masked]
 Login

Screening Tools

Spanish	Status
Phonemic Awareness	Completed
Phonemic Awareness Comprehension	Completed
English	Status
Phonics	Start
Vocabulary	Start
Phonemic Awareness	Start

Tutorials

English	Status
DEV182E Consonant Digraphs ch, ph,ah, th, wh	Start
DEV179E Sound Symbol Correspondence: ick Sound Spelled as -ich	Start
DEV183E Digraphs ai, au, aw, ay	Start
DEV184E Words Ending with Final y Vowel ex: bus, y, cr, y	Start
DEV181E Sound Symbol Correspondence: Long O Vowel Sound Spelled -ow	Start
Spanish	Status
EM3.25 Rhyming Word Recognition: Identificar palabras que riman	Start
EM6.15 Phoneme Segmentation: Phoneme Blending, Juntar Sílabas Directas	Start
EM1.15 Sentence Segmentation: Sílabas Abiertas (Sílabas Directas me-sa, za-pe-to)	Start

Students work on tutorials assigned by the system (through the screener results) or assigned by the teacher. All tutorials have a pretest and posttest to monitor progress. Results are recorded on the students success plan

9

How to.... Step 7 – Provide parents with activities to assist their children

Teacher Home Screen

All of these resources are supplemental instructional tools designed to facilitate student success. The resources have all been field tested across multiple states and are free for use by instructional staff for students. All lessons and online tutorials are mapped to Common Core State Standards and WIDA standards. Online student tutorials and online reading needs screeners are available in both English or Spanish.

Teacher Resources

- Reading Resources
- Writing Resources
- Math Resources
- Study Skills Resources
- Parent Resources
- Resources for Your Students

Using the Migrant Literacy Net

- Resources Guide
- Reading Screener & Tutorials Guide

Other Migrant Resources

- Out of School Youth Consortium (GOSOSY)
- Identification and Recruitment Consortium (IRRC)
- Preschool Initiative

MiraCORE Project Year 4 Field Test

- Guide to the Field Test Year 4 PowerPoint
- Form 4a Field Test Data Collection Form
- Form 4b Field Test Data Collection Form
- Teacher Field Test Checklist

Success Plans

- Student Success Plans for Your Students

Note: Student screeners to identify reading needs and student online tutorials are assigned at the bottom of the students' success plan.

Phonemic Awareness

- 1E Sounding Out Letters [Download]
- 2E Making New Words Using Different Letter Sounds [Download]
- 3E Alliteration [Download]
- 4E Creating Rhymes [Download]
- 5E Creating Tongue Twisters Using Alliteration [Download]
- 6E Comparing Beginning Sounds of Words [Download]
- 7E Letter-Sound Correspondence: Blends Formed With "l" [Download]

Phonics

- 8E Recognizing Letters [Download]
- 9E Creating Words From a Beginning Letter Sound [Download]
- 10E Connecting Beginning Letter Sounds With Pictures [Download]
- 11E Creating Words by Decoding and Spelling [Download]

Fluency

- 12E Choosing Words to Complete Sentences [Download]
- 13E Reading Aloud With Your Child [Download]
- 14E Recognizing Phrases to Make Sense [Download]

10

How to.... Step 7 – Provide or email parents copies of black line masters of lessons and/or activities to assist their children

Teacher Home Screen

All of these resources are supplemental instructional tools designed to facilitate student success. The resources have all been field tested across multiple states and are free for use by instructional staff for students. All lessons and online tutorials are mapped to Common Core State Standards and WIDA standards. Online student tutorials and online reading needs screeners are available in both English or Spanish.

Teacher Resources

- Reading Resources
- Writing Resources
- Math Resources
- Study Skills Resources
- OSY Resources
- Parent Resources
- Graduation Plans for Your Students

Success Plans

- Student Success Plans for Your Students

Note: Student screeners to identify reading needs and student online tutorials are assigned at the bottom of the students' success plan.

Migrant Literacy Net Instructional Resources

Lesson 13: Punctuation Marks

Teacher Procedures (cont.)

Punctuation Marks

Period Mark Example

period

A period is used at the end of a sentence that tells something.

MIGRANT LITERACY NET

TEACHER INSTRUCTION Mathematics 1-3: LESSON 1

Number Recognition 1-20

Teacher Master of Student Worksheet-Activity 1: Number Recognition 1-20

NUMBER LINE (Cut out in two complete segments—1-10 and 11-20)

11

To learn the system....

1. Create a username and password for yourself
2. Logon and click on 'Success Plans For Your Students'
3. Create a Success Plan for yourself or use an alias
4. Assign yourself a screener
5. Logon as a student using the user name and password the system created when you assigned yourself a screener
6. Complete the screener intentionally missing three items in a row. Tutorials will be assigned to you based on items missed
7. Try one the tutorials assigned to you
8. Check your pre and posttest scores on the tutorial on your teacher login
9. Review the other resources on the system
10. The resources are free and can be used for all students (Migrant, Title 1, EL, etc.)

12

Informational flyers available for staff and parents

For Staff

The Migrant Literacy NET (MLN) can help your children learn to read

www.migrantliteracynet.com

For Migratory Parents

¡Bienvenidos Nuevos Padres!

El Migrant Literacy NET (MLN) puede ayudar a sus hijos aprender a leer

www.migrantliteracynet.com

13

For More Information:

Contact your state migrant director

Or:

Dr Bill Bansberg
 Applied Learning Technology Associates (ALTA)
 (970) 302-4944
billbansberg@alta-ed.org

Alice Martinez-Bansberg
 Applied Learning Technology Associates (ALTA)
 (303) 915- 2632
alicebansberg@alta-ed.org

14