



Assessing for Kindergarten Readiness

Erica Rials
July 30, 2019

Agenda



- Defining Kindergarten Readiness
- K-Readiness Assessment
 - Preparing your students
 - Student experience
 - Admin experience
- Support and Resources
- Questions



Our mission:

“To accelerate learning for all children and adults of all ability levels and ethnic and social backgrounds, worldwide.”



State K- Readiness Assessment

RENAISSANCE

Star

Early Literacy[®]



Defining Kindergarten Readiness

Who takes the test?

- All public and charter K
- All public Pre-K
- All Collaborative Pre-K
- School 500

How many times do they test?

- Pre-test in the fall
(Aug. 12 – Sept 20)
- Post-test in the spring
(March 23 – April 24)

What are the benchmarks?

- Kindergarten
 - Fall – **SS 530**
 - Spring – **SS 681**
- Pre-K
 - Spring – **SS 498**



Defining STAR[™] Early Literacy

What is STAR Early Literacy?

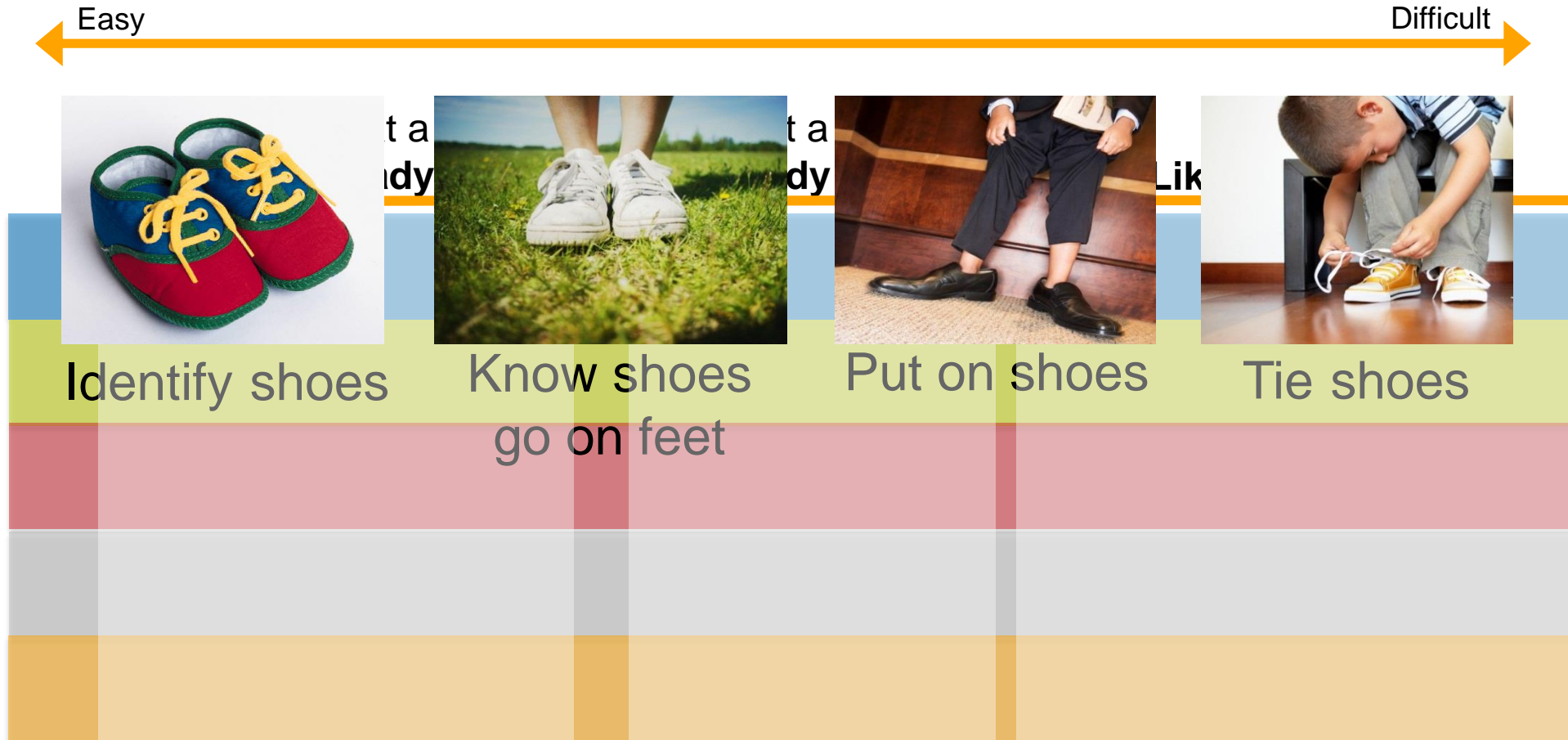


- Computer adaptive assessment
- Contains 27 items assessing early literacy and numeracy skills
- Designed for students who do not yet read independently
- Generally given to students ages 3 to 9

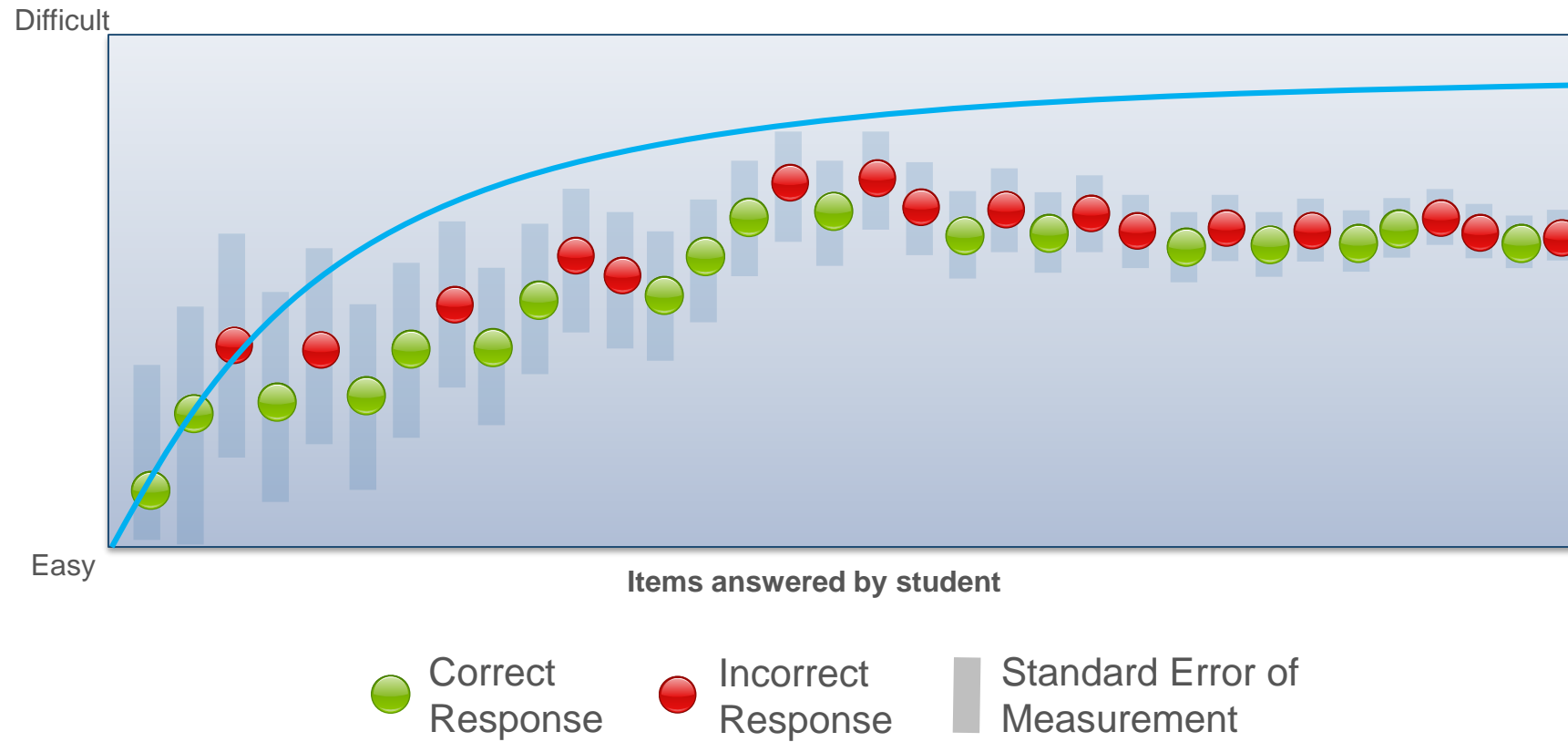
STAR Early Literacy assesses early literacy and numeracy skills in three key domains.

Word Knowledge and Skills <i>Alphabetic Principle</i> <ul style="list-style-type: none">• Alphabetic Knowledge• Alphabetic Sequence• Letter Sounds <i>Concept of Word</i> <ul style="list-style-type: none">• Print Concepts: Word Length• Print Concepts: Word Borders• Print Concepts: Letters and Words <i>Visual Discrimination</i> <ul style="list-style-type: none">• Letters• Identification and Word Matching <i>Phonemic Awareness</i> <ul style="list-style-type: none">• Rhyming and Word Families• Blending Word Parts• Blending Phonemes• Initial and Final Phonemes• Consonant Blends (PA)• Medial Phoneme Discrimination• Phoneme Segmentation• Phoneme Isolation/Manipulation	<i>Phonics</i> <ul style="list-style-type: none">• Short Vowel Sounds• Initial Consonant Sounds• Final Consonant Sounds• Long Vowel Sounds• Variant Vowel Sounds• Consonant Blends (PH)• Consonant Digraphs• Other Vowel Sounds• Sound-Symbol Correspondence: Consonants• Word Building• Sound-Symbol Correspondence: Vowels• Word Families/Rhyming <i>Structural Analysis</i> <ul style="list-style-type: none">• Words with Affixes• Syllabification• Compound Words	<i>Vocabulary</i> <ul style="list-style-type: none">• Word Facility• Synonyms• Antonyms Comprehension Strategies and Constructing Meaning <i>Sentence-level Comprehension</i> <ul style="list-style-type: none">• Comprehension at the Sentence Level <i>Paragraph-level Comprehension</i> <ul style="list-style-type: none">• Comprehension of Paragraphs Numbers and Operations <i>Early Numeracy</i> <ul style="list-style-type: none">• Number Naming and Number Identification• Number Object Correspondence• Sequence Completion• Composing and Decomposing• Measurement
---	---	--

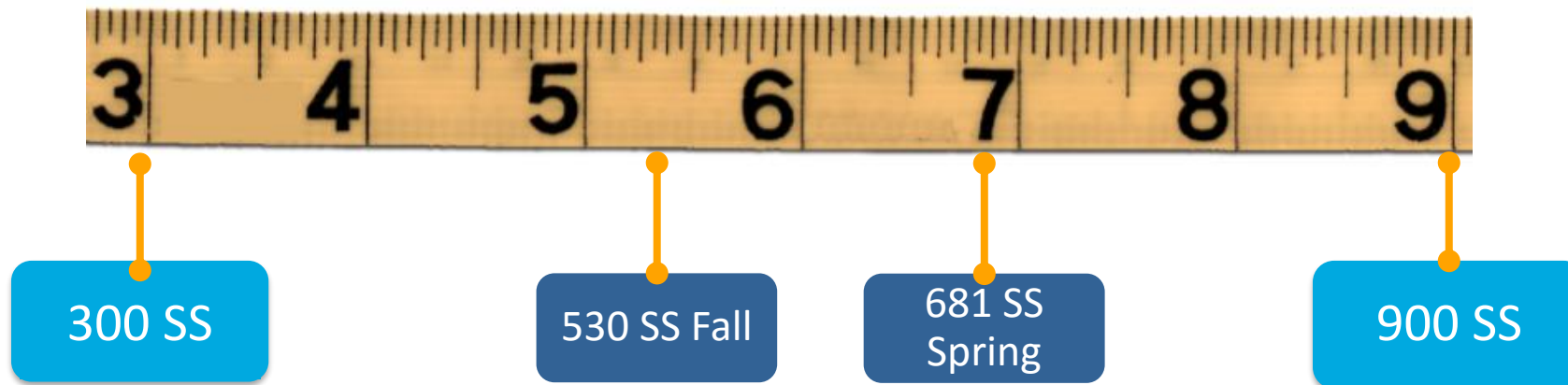
Item Response Theory



How does a computer adaptive test work?



STAR Early Literacy Scaled Score (SS)



Preparing Students

Pretest instructions

Introduction to
computer use

STAR Early Literacy
practice website



Resources Prior to Testing

Resources

- System Requirements
- K-Readiness Practice Site
- Visually Impaired
- MKAS2 Accessibility Features and Accommodations
- K-Readiness Assessment Next Steps
- K-Readiness Assessment TAM
- ELC SharePoint
- K-Readiness Implementation Guide
- K-Readiness Spanish Reports
- K-Readiness User Interface Changes
- Kinder
- Pre-K
- STAR
- K-Read
- 2018 K-Readiness Video
- STAR Early Literacy Video

K-Readiness Portal

- Administrator
- Student

Links

- Accountability
- Accreditation
- District and School Performance
- Educator Misconduct
- MS Assessment and Accountability Reporting System 2.0 (MAARS 2.0)
- Safe and Orderly Schools
- SharePoint Site (Login Required)
- Self Service Password Reset Portal (Login Required)
- Teaching and Learning
- Testing Hotline Form

Documents

Resources

STAR Early Literacy Pretest Instructions

Prepare students for technology

Pretest Instructions



STAR™
Early Literacy

Pretest Instructions

Picture 3 Each question has three possible answers (shown at the bottom of the screen). Choose the one you think is the right answer to the question. You can change your answer choice before you enter it.

Keyboard

Each possible answer has a number below it (1, 2, or 3). Press the number on the keyboard that matches the number of your answer choice. If you want to choose a different answer, press the number that matches your new choice.

When you choose an answer, a box appears around it. This shows you which answer you chose; it does not mean you have chosen the correct answer.

Once you are satisfied with the answer you have chosen, enter it by pressing the Enter or return key.

After you have entered your answer to the question, the next question will appear on the screen.

Mouse

Use the mouse to move the pointer over the possible answers.

A box appears around each answer as you hover the pointer over it; this does not mean that the pointer is hovering over the correct answer.

Once you are satisfied with the answer you have chosen, enter it by clicking the mouse.

After you have entered your answer to the question, the next question will appear on the screen.

iPad®

On an iPad®, tap your answer choice.

A box appears around the answer you choose. The box does not mean you have chosen the correct answer.

Once you are satisfied with the answer you have chosen, enter your answer choice by tapping Next.



STAR™
Early Literacy

Pretest Instructions

Picture 5

If you see this message during the training or practice questions, raise your hand and call the teacher or test monitor. He or she will know what to do.

Desktop Computer or Laptop

This student needs help using the mouse or keyboard. Please show the student how they work.

Click on the map to dismiss this alert and resume practice.



iPad®

This student needs help selecting an answer. Please show the student how to tap on a selection.



Prepare students for technology

Introduction to Computer Use

Introduction to Computer use

For young students, using a computer can be an unfamiliar experience. As educators increasingly use technology for instruction, practice, and assessment, consider strategies such as those that follow to provide students with the background they need to make use of technology.

Keyboard use

- **Introduce:** Show students an enlarged image of a computer keyboard, either projected or on a poster. Demonstrate how to touch keys and where special keys like the enter key and spacebar are located.
- **Practice:** Provide a copy of a small version of the keyboard (see page 2). Highlight the keys you want students to learn, such as their user names or other keys they will need for the applications they're using. Save the keyboards and allow students to practice periodically, providing experience with an actual keyboard when possible.
- **Application tip:** Consider putting stickers or paint on keyboard keys the students may need to use for the applications you'll be using.



Mouse use

- **Introduce:** Demonstrate for the class how to hold the mouse. Explain its proper use and how to handle it with care. Show how you can pick up the mouse and move it if the cursor isn't where you need it to be in order to click.
- **Practice:** Provide students with an opportunity to hold the mouse and click the left button with an index finger.
- Provide opportunities for students to access websites to practice using the mouse. Before learning to drag-and-drop or right click, students should become familiar with simply moving the mouse and left-clicking. Some examples of websites that provide practice for simple mouse use include:
 - www.headsprout.com/code/launchMA.cfm
 - www.sheppardsoftware.com/preschool/preschool.htm
 - <http://minimouse.us/>
 - <http://literacycenter.net/>
- **Application tip:** Consider putting a small sticker on the left mouse button to remind students which button to use to left-click.



Headphone use

- **Introduce:** Demonstrate proper use of headphones such as how to plug them in, how to put them on and adjust the size, and where to set them when finished.
- If using headphones with volume control, demonstrate how to make adjustments. Discuss how the volume should not be set too high so that it damages hearing or distracts others.
- Explain to students that if they talk while wearing headphones, their voices may be too loud for the classroom. Instruct them to raise their hands while wearing headphones or take them off before talking.
- **Practice:** Allow students to practice using the headphones appropriately while using the computers, at a listening center, or to block out ambient noise during quiet time.
- **Application tip:** Have students put on their headphones after logging in and being told to by the teacher so they are still able to hear directions or ask for help.



Resources Prior to Testing

The screenshot shows the website for the Kindergarten Readiness Assessment. At the top, there are navigation tabs for 'FAMILY' and 'EDUCATORS'. The main heading is 'Kindergarten Readiness Assessment'. Below this, there is a paragraph explaining the assessment's purpose. A 'Results' section lists assessment years from 2014-2015 to 2018-2019. A 'Resources' section lists various links, including 'K-Readiness Practice Site', which is highlighted with a red arrow. On the right side, there is a sidebar with sections for 'Student Assessment' (including phone number, staff, and FAQ), 'Services' (listing various tests like ACT, ELPT, LBPA, MAAP, NAEP, and Test Security), and 'Links' (listing Accountability, Accreditation, and District and School Performance).

Prepare students for technology

STAR Early Literacy Practice Website

- Demonstrate taking the test
- Talk through the information on the pretest instructions
- Model “think aloud” strategies to verbalize your thought processes
 - Making an answer choice
 - Needing an item repeated
 - Not knowing an answer
 - Waiting

Watch this video to learn more about Renaissance Star Early Literacy®.



Star Early Literacy Sample Questions

 **RENAISSANCE**
Star Early Literacy®

Sample Questions

The sample questions shown here are representations of real product questions that have been modified for web delivery.

Click the next button to begin.

Next

RENAISSANCE®



The Student
Experience

Navigating the State Portal: <https://www.mdek12.org>

The screenshot shows the Mississippi Department of Education website. At the top left is the logo with the text "MISSISSIPPI DEPARTMENT OF EDUCATION" and the tagline "Ensuring a bright future for every child". To the right is a navigation menu with links for "ABOUT", "NEWS", "REPORTS & DATA", "SERVICES", and "DIRECTORY". Below this is a horizontal bar with four colored sections: "COMMUNITY" (blue), "FAMILY" (green), "EDUCATORS" (yellow), and "ADMINISTRATORS" (purple). An orange arrow points to the "ADMINISTRATORS" section. The main content area features a large image of four students in a classroom. Below the image is a blue banner with the text "2019 Mississippi State Board of Education Strategic Plan Status Report" and a progress indicator. To the right of the main image are two smaller blue banners: "Mississippi Succeeds State Plan" and "Family Guides for Student Success".

Navigating the State Portal: Student Assessment

MISSISSIPPI DEPARTMENT OF EDUCATION
Ensuring a bright future for every child

COMMUNITY

Accessibili

SERVICES DIRECTORY

STRATORS

Compulsory School Attendance Enforcement 601-359-5743 Staff	Junior Reserve Officers Training Corps (JROTC) 601-359-1816 Staff	Special Education 601-359-3498 Staff
District and School Performance 601-359-3514 Staff	Mississippi Achievement School District 662-746-2125 Staff	State Superintendent of Education 601-359-1750 Staff
District Transformation 601-359-1750 Staff	Mississippi Board of Education 601-359-3513	Student Assessment 601-359-3052 Staff
Educational Accountability 601-359-9714 Staff	Mississippi School of Arts 601-823-1300 Staff	Teaching and Leading 601-359-3631 Staff
Educator Effectiveness 601-359-3631 Staff	Mississippi School for the Blind 601-984-8203 Staff	Technology and Strategic Services 601-359-3487 Staff
	Mississippi School for the Deaf 601-984-8000	Textbooks 601-576-4950 Staff

Scroll

+ f

Navigating the State Portal: Literacy Based Promotion Act

Literacy-Based Promotion Act (LBPA) Assessments



COMMUNITY

Passed during the 2013 legislative session, the [Literacy-Based Promotion Act \(LBPA\)](#) places an emphasis on grade-level reading skills, particularly as students' progress through grades K-3. Beginning in the 2014-2015 school year, a student scoring at the lowest achievement level in reading on the established state-wide assessment for 3rd grade will not be promoted to 4th grade unless the student qualifies for a good cause exemption.

The LBPA was [amended](#) in 2016 and includes changes such as an Individual Reading Plan (IRP) and increased expectations for 3rd grade students beginning in 2018-2019.

LBPA Resources

- [LBPA FAQs](#)
- [Key Dates](#)
- [LBPA Flyer](#)

LBPA Webpages

- [Universal Screener and Diagnostic Assessment](#)
- [K-Readiness Assessment](#)
- [3rd Grade MAAP ELA Assessment](#)

Multimedia

- [LBPA Parents as Partners](#)

Melissa Beck
K-3 Screener/Data Coordinator

mbeck@mdek12.org

601-359-5245



Student Assessment

- 601-359-3052
- [Staff](#)
- [FAQ](#)

Services

- ACT State Testing
- English Language Proficiency Test (ELPT)
- Kindergarten Readiness Assessment
- Literacy-Based Promotion Act (LBPA) Assessments
- Mississippi Academic Assessment Program (MAAP)
- Mississippi Academic Assessment Program-Alternate (MAAP-A)
- National Assessment of Educational Progress (NAEP)
- Test Security

Links

- Testing Calendar
- Accountability
- Accreditation

Scroll Down



DIRECTORY

Navigating the State Portal: https://www.mdek12.org/OSA/K_Readiness

The screenshot displays the Mississippi Department of Education website. At the top left is the logo with the text "MISSISSIPPI DEPARTMENT OF EDUCATION" and the tagline "Ensuring a bright future for every child". A navigation menu at the top right includes "ABOUT", "NEWS", "REPORTS & DATA", "SERVICES", and "DIRECTORY". Below this is a horizontal bar with four colored segments: "COMMUNITY" (blue), "FAMILY" (green), "EDUCATORS" (yellow), and "ADMINISTRATORS" (purple). The main content area features the heading "Kindergarten Readiness Assessment" with a large orange arrow pointing to it from the right. Below the heading is a paragraph explaining the assessment's purpose. To the left of the main text, a blue arrow points downwards with the text "Scroll Down". On the right side, there is a sidebar with a "Student Assessment" section containing contact information (601-359-3052, Staff, FAQ) and a "Services" dropdown menu with options like "ACT State Testing", "English Language Proficiency Test (ELPT)", "Literacy-Based Promotion Act (LBPA) Assessments", "Mississippi Academic Assessment Program (MAAP)", and "Mississippi Academic Assessment Program-Alternate (MAAP-A)".

MISSISSIPPI DEPARTMENT OF EDUCATION
Ensuring a bright future for every child

ABOUT NEWS REPORTS & DATA SERVICES DIRECTORY

COMMUNITY FAMILY EDUCATORS ADMINISTRATORS

Kindergarten Readiness Assessment

The Kindergarten Readiness Assessment provides parents, teachers, and early childhood providers with a common understanding of what children know and are able to do upon entering school. The Kindergarten Readiness Assessment is also used to measure how well Pre-K programs prepare four-year-old children to be ready for kindergarten based upon the [Mississippi Early Learning Standards for Classrooms Serving Four-Year-Old Children](#). The primary purpose of the Kindergarten Readiness Assessment is to improve the quality of classroom instruction and other services provided to students from birth to 3rd grade.

Results

2014-2015

- [2014 Kindergarten Readiness Assessment Results](#)
- [Fall 2014 & Spring 2015 Kindergarten Readiness Assessment Results](#)

2015-2016

- [Fall 2015 Kindergarten Readiness Assessment](#)
- [Spring 2016 Kindergarten Readiness Assessment Post-Test](#)

2016-2017

- [Fall 2016 Kindergarten Readiness Assessment](#)
- [Spring 2017 Kindergarten Readiness Assessment Post-Test](#)

2017-2018

- [Fall 2017 Kindergarten Readiness Assessment](#)
- [Spring 2018 Kindergarten Readiness Assessment Post-Test](#)

Student Assessment

601-359-3052
Staff
FAQ

Services

- ACT State Testing
- English Language Proficiency Test (ELPT)
- Literacy-Based Promotion Act (LBPA) Assessments
- Mississippi Academic Assessment Program (MAAP)
- Mississippi Academic Assessment Program-Alternate (MAAP-A)
- National Assessment of

Navigating the State Portal: https://www.mdek12.org/OSA/K_Readiness

Resources

- System Requirements
- K-Readiness Practice Site
- Visually Impaired
- MKAS2 Accessibility Features and Accommodations
- K-Readiness Assessment Next Steps
- K-Readiness Assessment TAM
- ELC SharePoint

- Pre-K and Kindergarten Reading Activities
- STAR Early Literacy Pretest Instructions
- K-Readiness Webinar Resources
- 2018 K-Readiness Video
- STAR Early Literacy Video

K-Readiness Portal

- Administrator
- Student



Links

- Accountability
- Accreditation
- District and School Performance
- Educator Misconduct

- Assessment Program (MAAP)
- Parent Resources
- Policies and Legal References
- Safe and Orderly Schools
- SharePoint Site (Login Required)
- Self Service Password Reset Portal (Login Required)
- Teaching and Learning
- Testing Hotline Form

Documents

Resources

https://www.mdek12.org/OSA/K_Readiness



Student Login

MSIS Number or Temporary Student ID

Enter your 9-digit MSIS number or Temporary Student ID including leading zeroes.

Date of Birth

Month Day

Test Administrator Code



Student Login



Confirm your account.

If this account is yours, press the "Yes" button below to continue.

Name: John T Tyler

DOB: 11/14

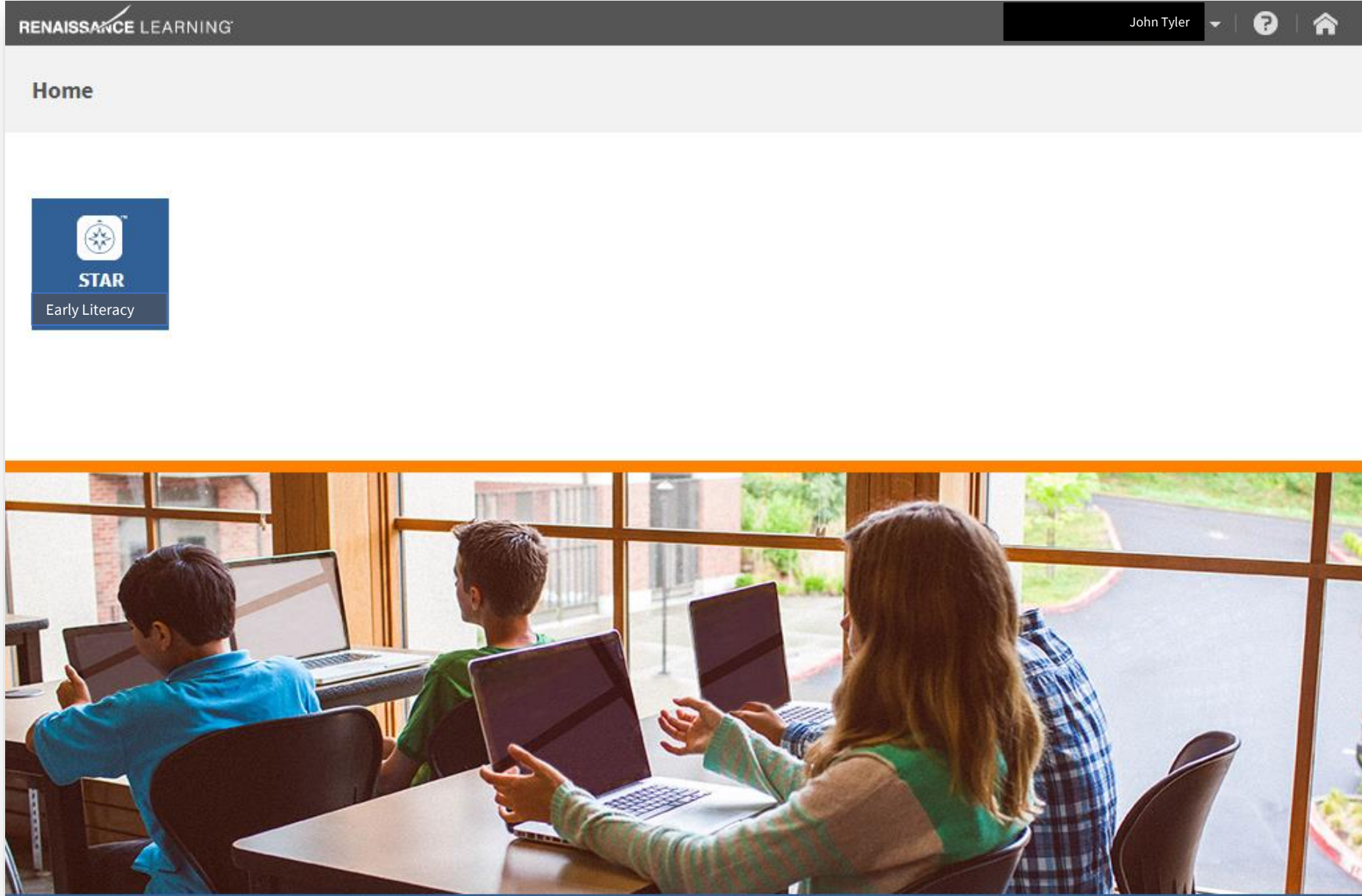
Grade: K

Yes

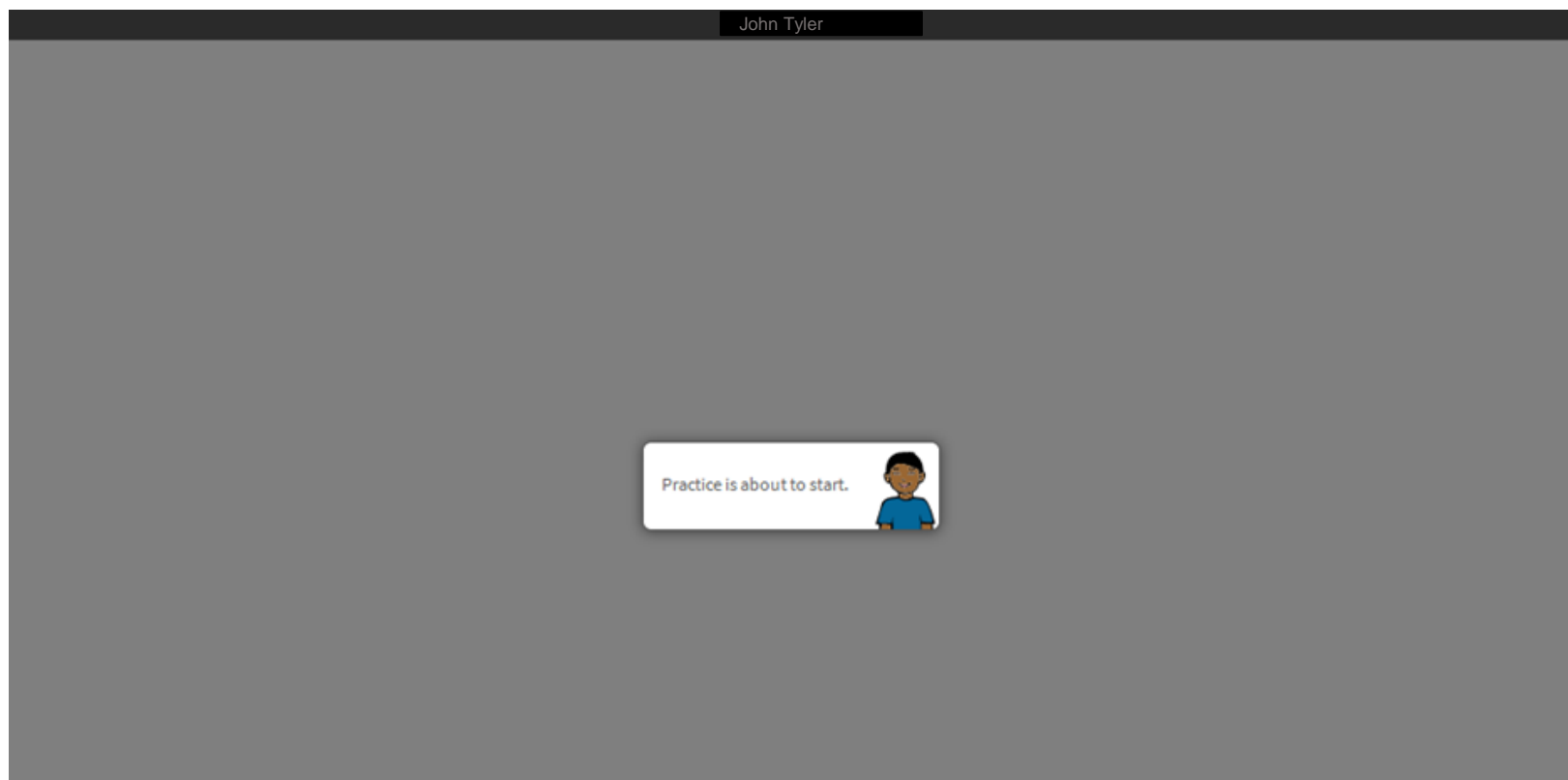
No

Student
Confirmation

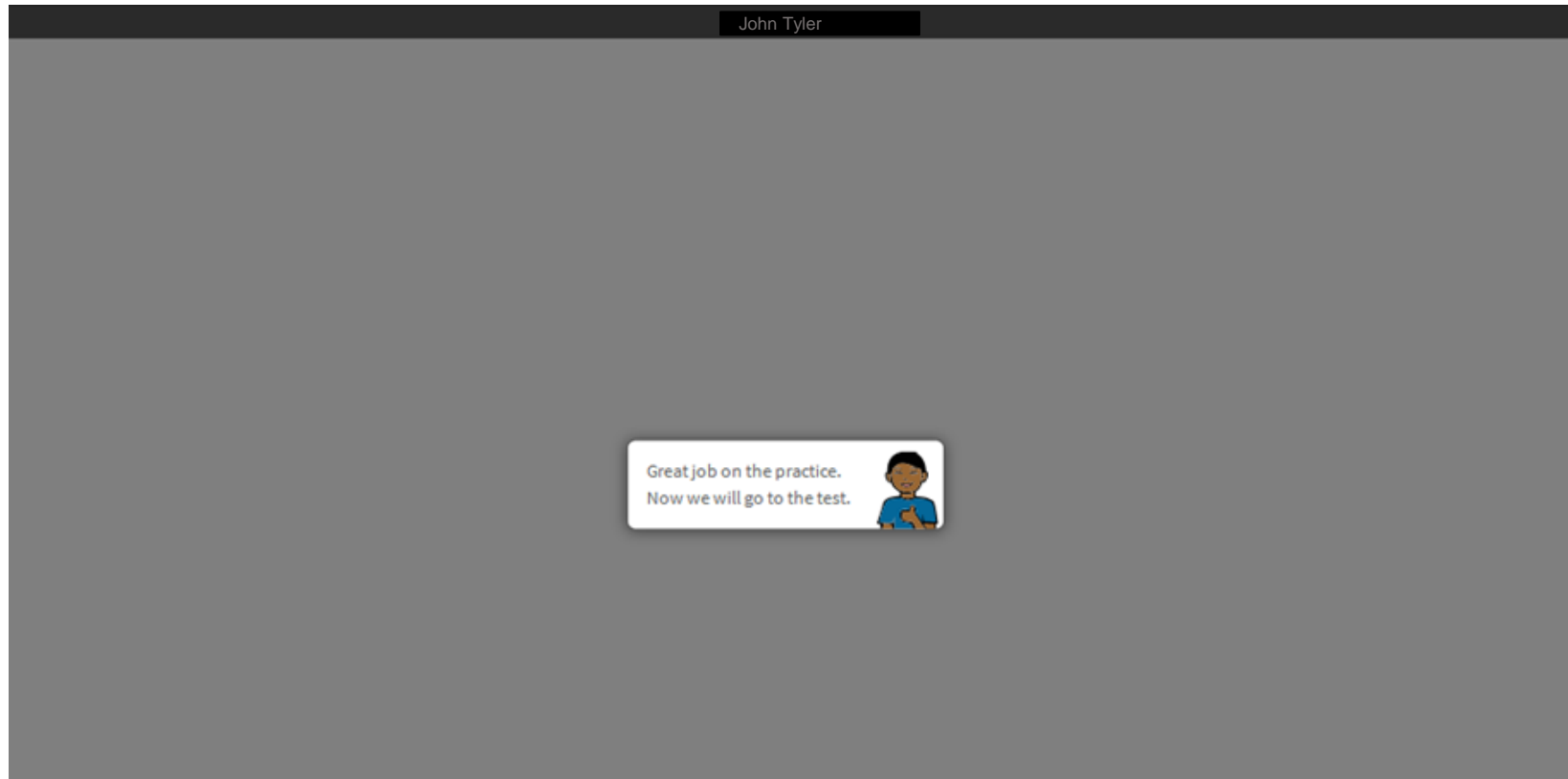
Renaissance Place Home Page




Begin practice items.



Begin the test.

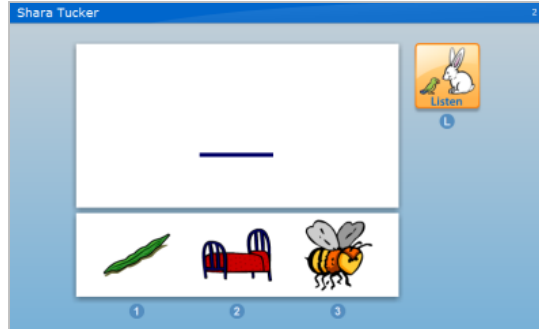




Next

Answer
Items

Practice Items



Item Time Limits



Time is up for this question.



What would you like to do?

Resume Later

Stop Test

Cancel

**Pause or Stop a Test
(Ctrl + A)**

Enter Monitor Password

ADMIN

OK

Cancel

Monitor Password

End of Assessment

Resources

- [System Requirements](#)
- [K-Readiness Practice Site](#)
- [Visually Impaired](#)
- [MKAS2 Accessibility Features and Accommodations](#)
- [K-Readiness Assessment Next Steps](#)
- [K-Readiness Assessment TAM](#)
- [ELC SharePoint](#)
- [K-Readiness Implementation Guide](#)
- [K-Readiness Spanish Reports](#)
- [K-Readiness User Interface Changes](#)
- [Kindergarten Literacy Readiness Indicators](#)
- [Pre-K and Kindergarten Reading Activities](#)
- [STAR Early Literacy Pretest Instructions](#)
- [K-Readiness Webinar Resources](#)
- [2018 K-Readiness Video](#)
- [STAR Early Literacy Video](#)

K-Readiness Portal

- [Administrator](#)
- [Student](#)



Links

- [Accountability](#)
- [Accreditation](#)
- [District and School Performance](#)
- [Educator Misconduct](#)
- [MS Assessment and Accountability Reporting System 2.0 \(MAARS 2.0\)](#)
- [Mississippi Academic Assessment Program \(MAAP\) Parent Resources](#)
- [Policies and Legal References](#)
- [Safe and Orderly Schools](#)
- [SharePoint Site \(Login Required\)](#)
- [Self Service Password Reset Portal \(Login Required\)](#)
- [Teaching and Learning](#)
- [Testing Hotline Form](#)

Documents

Resources

The image shows two women in an office environment. On the right, a Black woman with braided hair, wearing a bright blue long-sleeved top and large hoop earrings, is seated in a black office chair. She is looking towards the left with a slight smile. On the left, a woman with dark hair, wearing a patterned blue and white top, is standing and holding a tablet computer. The background features a blue wall with a framed document, a bookshelf filled with books, and a banner with the letters 'S' and 'W'. The overall lighting is soft and professional.

The Administrator Experience

Administrator Access

Resources

- [System Requirements](#)
- [K-Readiness Practice Site](#)
- [Visually Impaired](#)
- [MKAS2 Accessibility Features and Accommodations](#)
- [K-Readiness Assessment Next Steps](#)
- [K-Readiness Assessment TAM](#)
- [ELC SharePoint](#)
- [K-Readiness Implementation Guide](#)
- [K-Readiness Spanish Reports](#)
- [K-Readiness User Interface Changes](#)
- [Kindergarten Literacy Readiness Indicators](#)
- [Pre-K and Kindergarten Reading Activities](#)
- [STAR Early Literacy Pretest Instructions](#)
- [K-Readiness Webinar Resources](#)
- [2018 K-Readiness Video](#)
- [STAR Early Literacy Video](#)

K-Readiness Portal

- [Administrator](#)
- [Student](#)



Links

- [Accountability](#)
- [Accreditation](#)
- [District and School Performance](#)
- [Educator Misconduct](#)
- [MS Assessment and Accountability Reporting System 2.0 \(MAARS 2.0\)](#)
- [Mississippi Academic Assessment Program \(MAAP\) Parent Resources](#)
- [Policies and Legal References](#)
- [Safe and Orderly Schools](#)
- [SharePoint Site \(Login Required\)](#)
- [Self Service Password Reset Portal \(Login Required\)](#)
- [Teaching and Learning](#)
- [Testing Hotline Form](#)

Documents

Resources



Administrator Login

Email

Password

[Forgot Password?](#)

Login

Cancel

Administrator
Login



Kindergarten Readiness

Administrator

Live Chat

Add New Student

Search/Edit Students

Warning: Only School 500 students can be manually added at this time.

*Required Fields

First Name*

Middle Name

Last Name*

Date of Birth (mm/dd/yyyy)*

District*

School*

Student Grade*

Teacher

Class Name*


Add

Cancel

Administrator
Landing Page

Add New Administrator


RENAISSANCE LEARNING Renaissance Tech | Logout


 **MISSISSIPPI DEPARTMENT OF EDUCATION**
Ensuring a bright future for every child

Kindergarten Readiness


Administrator Live Chat


Administrator Homepage





Manage Administrators





Today's Test Administrator Codes

District	School	Code
Aberdeen School District	ABERDEEN ELEMENTARY SCHOOL	KSRGD
Aberdeen School District	Aberdeen School District 500	VTZCB



Live Chat

Manage Administrators

Select your district:


[Return Home](#)

Edit	Remove	First	Last	Email	Status	School Name	Activation
		Mary	Craig	MCraig@mde.k12.ms.us	Active	ABERDEEN ELEMENTARY SCHOOL	
		Catherine	Fitzgerald	catherine.fitzgerald@mdek12.org	Active	ABERDEEN ELEMENTARY SCHOOL	
		Olivia	Ulbrich	oulbrich@asdms.us	Active	ABERDEEN ELEMENTARY SCHOOL	
		Melissa	Beck	mbeck@mdek12.org	Active	District Level	
		Jeff	Clay	jclay@asdms.us	Active	District Level	
		Jill	Hoda	JHoda@mde.k12.ms.us	Active	District Level	
		Temeka	Shannon	tshannon@asdms.us	Active	District Level	
		Casey	Sullivan	csullivan@mde.k12.ms.us	Active	District Level	
		Renaissance	Tech	rdisupport@renaissance.com	Active	District Level	

Manage School Administrators

Add Administrator

RENAISSANCE LEARNING Renaissance Tech | Logout



 **MISSISSIPPI DEPARTMENT OF EDUCATION**
Ensuring a bright future for every child

Kindergarten Readiness Administrator

[Live Chat](#)

Add Administrator

*Required Fields

<p>First Name* <input type="text" value="Sam"/></p> <p>Last Name* <input type="text" value="Nelson"/></p> <p>School or District Email* <input type="text" value="sam.nelson@MDE.org"/></p>	<p>This administrator will be able to:</p> <p><input checked="" type="checkbox"/> Administer Tests Allows the user to see daily test administrator code and view reports.</p> <p><input type="checkbox"/>  Allows the user to add students to the MKAS² testing system.</p> <p><input type="checkbox"/>  Administer Users Allows the user to view administrators to the MKAS² testing system.</p>
--	---

Choose Your District*

This user is a District Level Administrator for this district.


ABERDEEN ELEMENTARY SCHOOL BELLE ELEMENTARY

Aberdeen School District 500

An email will be sent to this administrator with instruction on how to set their password.

New Administrator Verification

RENAISSANCE LEARNING Renaissance Tech | Logout

 **MISSISSIPPI DEPARTMENT OF EDUCATION**
Ensuring a bright future for every child

Kindergarten Readiness

Administrator |

[Live Chat](#)

Manage Administrators

First:	Sam
Last:	Nelson
Email:	sam.nelson@MDE.org
Administer Tests:	Yes
Add Students:	No
Add Administrators:	No

Are you sure you want to add this staff member?

[Yes](#) [Back](#)

© 2019 Renaissance Learning. All Rights Reserved.

[Live Chat](#)


Administrator Added Successfully

First:	Sam
Last:	Nelson
Email:	sam.nelson@MDE.org
Administer Tests:	Yes
Add Students:	No
Add Administrators:	No

[OK](#)

Administrator
Added Successfully

E-mail Notification



Welcome to the Mississippi K-Readiness Management Portal, Erica Rials. This portal provides access to the Mississippi Kindergarten Readiness Assessment portal.

Please click on the link below. You will then be prompted to activate your account and set your password and will be given access to the Kindergarten Readiness Management Portal.

This account is only to be used with K-Readiness testing. On this site, you will be able to Render Reports, Add Students, and Add Staff at Canton Early Learning Collaborative.

Note: You do not need admin rights to access the Screening and Diagnostic portion of the portal. The Screening and Diagnostic selection on this site simply takes you to the local Renaissance Place site for the Target Literacy Schools.

Note: This email account cannot accept replies.

You can access the site at the link below and enter your Activation Code.

<https://mkas.renlearn.com/admin/activateaccount.aspx>

Activation Code: **8B5256830EF40AFDE59D**



Live Chat

Account Activation Process

Enter Activation Code


Activate

Cancel

Account
Activation Code

Account Activation - Password

RENAISSANCE LEARNING Renaissance Tech | Logout

 **MISSISSIPPI DEPARTMENT OF EDUCATION**
Ensuring a bright future for every child

Administrator

[Live Chat](#)

Account Activation Process

Enter New Password

Re-enter Password

|

Save

Cancel

Password must be eight characters long and contain at least one letter and one number.

Passwords will need to be reset yearly.

[Live Chat](#)

Account Activation Process

You have been successfully added as a school administrator to the MKAS Portal.


Click the link below to enter the portal.

[MKAS² Portal](#)

Successful
Account
Activation

Reports


RENAISSANCE LEARNING Renaissance Tech | Logout


 **MISSISSIPPI DEPARTMENT OF EDUCATION**
Ensuring a bright future for every child


Kindergarten Readiness Administrator


[Live Chat](#)

Administrator Homepage









Today's Test Administrator Codes

District	School	Code
Aberdeen School District	ABERDEEN ELEMENTARY SCHOOL	GDNXH
Aberdeen School District	Aberdeen School District 500	PYDGL



Kindergarten Readiness

Administrator

[Live Chat](#)

Reports

Select your district: Select your school: Select your grade:

- [Participation/Enrollment Report](#)
- [Student Authorization Ticket Report](#)
- [K-Readiness Score Summary Report](#)
- [K-Readiness Diagnostic Report](#)
- [K-Readiness Parent Report](#)
- [K-Readiness Instructional Planning Report](#)
- [Pre-K Score Overview](#)

[Back](#)

Report Options

Participation/Enrollment Report



MKAS³ Mississippi K-3 Assessment Support System
Kindergarten Participation Report



Printed On: 7/15/2014 9:10:34 PM

District: All Others School: Test 4-P04

Teacher: ALL MY TEACHERS
 GradeLevel: K
 Testing Window: Sixth Week PK (7/13/14-7/19/14)
 Display: All Students

FIRST	MIDDLE	LAST	MSIS ID	DOB	TEACHER NAME	TEST DATE
Hannah		Anderson	T09138847	Jan 03	Not Assigned	
Graham	A	Beaker	009133265	Apr 22	Teacher1	
Maria		Chavez	T46095769	Oct 07	Teacher2	
Isaac		Elliot	009100328	Jan 25	Teacher3	
Deacon		Greenway	009111476	May 13	Teacher4	
Salvador	J	Hernandez	009128999	Aug 10	Not Assigned	
Cecilia		Holland	009153232	Feb 15	Teacher1	
Eloise		Jackson	009174289	Dec 17	Teacher2	
Michael		Jaeger	009123483	Mar 09	Teacher3	
Mai		Lee	009123456	Jul 01	Teacher4	
Ronald	J	Lippe	009134567	Apr 29	Not Assigned	
Kraig		McBride	009187321	Nov 14	Teacher1	
Sofia		Moreno	T87139252	Oct 16	Teacher2	
Jules	M	Narecki	009174290	Aug 04	Teacher3	
Kaitlyn		Pisorski	009104728	Jun 28	Teacher4	
Mateo		Rivera	009110305	Sep 19	Not Assigned	
Luciana	E	Schingo	009183576	Sep 02	Teacher1	
Connor		Yang	009170031	Jul 21	Teacher2	
Jeremy		Zimmermann	009158089	May 30	Teacher3	

Student Authorization Ticket



MKAS Mississippi K-3 Assessment Support System
Kindergarten Student Authorization Ticket Report
Printed On: 7/25/2019 11:06:16 AM



MKAS – Student Authorization Ticket

School Name: Houston Upper Elementary-123
Teacher Name: Test, Teacher4
Student Name: john doe
Test: You are authorized to take the Kindergarten Reading Assessment.

When you are ready to access the test, select "Student Login" from the MKAS webpage: <http://www.mde.k12.ms.us/MKAS2>

You will be asked to provide the following information in order to access the test on the computer.

Please wait for the instructions from the test monitor before proceeding.

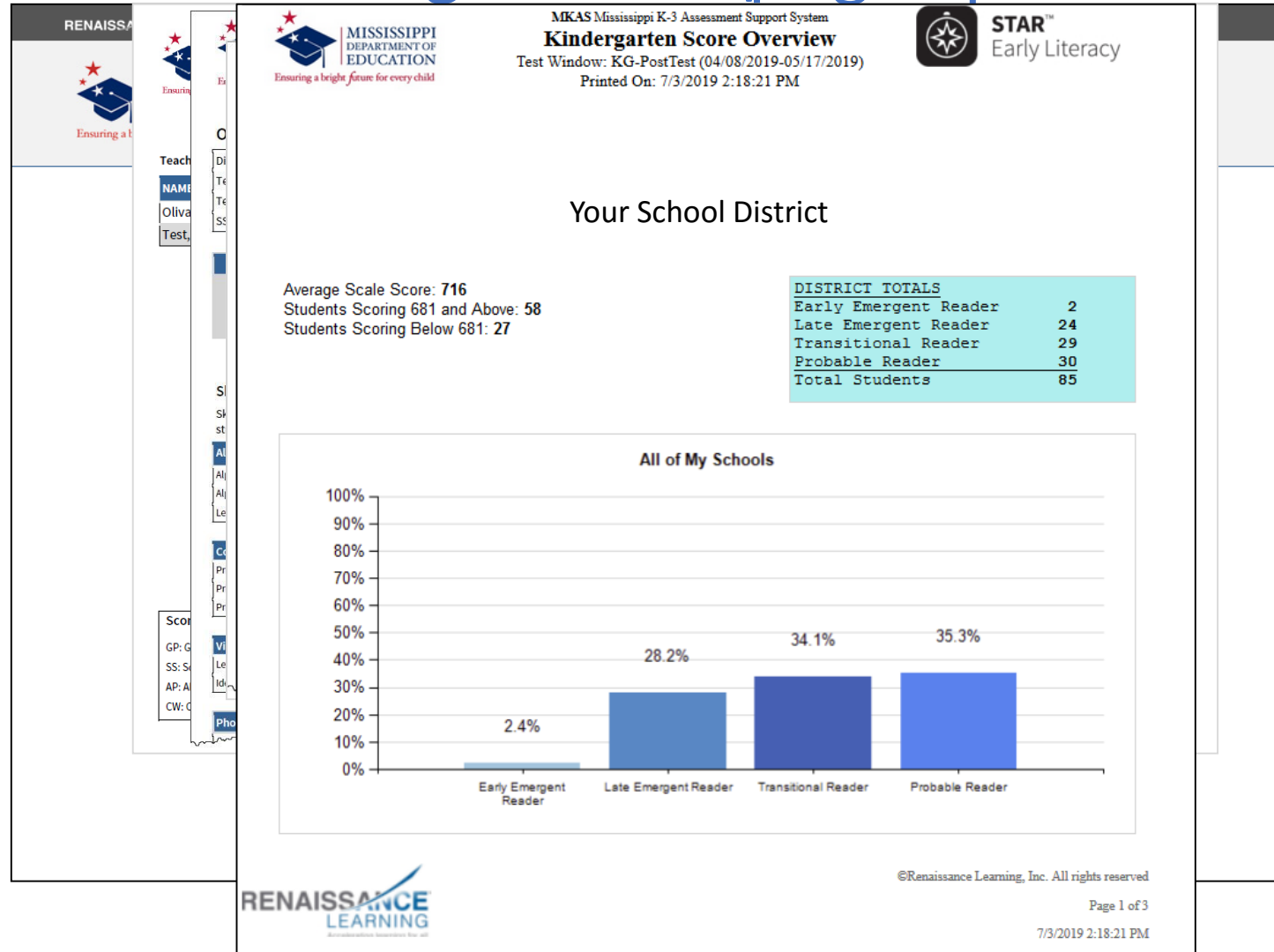
LOGIN INFORMATION:

MSID: 001234567
DOB: Apr 16
GRADE: Kindergarten
DAILY TEST ADMINISTRATOR CODE: PPBQY

This code is only valid on May 15, 2019.

Additional Reports

Instructional Summary Report





Support and resources

Navigating to Mississippi K-Readiness Resources

https://www.mdek12.org/OSA/K_Readiness

The screenshot shows the Mississippi Department of Education website. At the top left is the logo with the text "MISSISSIPPI DEPARTMENT OF EDUCATION" and the tagline "Ensuring a bright future for every child". A navigation menu at the top right includes "ABOUT", "NEWS", "REPORTS & DATA", "SERVICES", and "DIRECTORY". Below this is a horizontal bar with four colored sections: "COMMUNITY" (blue), "FAMILY" (green), "EDUCATORS" (yellow), and "ADMINISTRATORS" (purple). The main content area features the heading "Kindergarten Readiness Assessment". Below the heading is a paragraph explaining the assessment's purpose. To the right of the text is a sidebar with "Student Assessment" (including phone number 601-359-3052, Staff, and FAQ) and "Services" (including ACT State Testing, English Language Proficiency Test (ELPT), Literacy-Based Promotion Act (LBPA) Assessments, Mississippi Academic Assessment Program (MAAP), Mississippi Academic Assessment Program-Alternate (MAAP-A), and National Assessment of Educational Progress (NAEP)).

MISSISSIPPI DEPARTMENT OF EDUCATION
Ensuring a bright future for every child

ABOUT NEWS REPORTS & DATA SERVICES DIRECTORY

COMMUNITY FAMILY EDUCATORS ADMINISTRATORS

Kindergarten Readiness Assessment

The Kindergarten Readiness Assessment provides parents, teachers, and early childhood providers with a common understanding of what children know and are able to do upon entering school. The Kindergarten Readiness Assessment is also used to measure how well Pre-K programs prepare four-year-old children to be ready for kindergarten based upon the Mississippi Early Learning Standards for Classrooms Serving Four-Year-Old Children. The primary purpose of the Kindergarten Readiness Assessment is to improve the quality of classroom instruction and other services provided to students from birth to 3rd grade.

Results

2014-2015

- [2014 Kindergarten Readiness Assessment Results](#)
- [Fall 2014 & Spring 2015 Kindergarten Readiness Assessment Results](#)

2015-2016

- [Fall 2015 Kindergarten Readiness Assessment](#)
- [Spring 2016 Kindergarten Readiness Assessment Post-Test](#)

2016-2017

- [Fall 2016 Kindergarten Readiness Assessment](#)
- [Spring 2017 Kindergarten Readiness Assessment Post-Test](#)

2017-2018

- [Fall 2017 Kindergarten Readiness Assessment](#)
- [Spring 2018 Kindergarten Readiness Assessment Post-Test](#)

Student Assessment

- 601-359-3052
- Staff
- FAQ

Services

- ACT State Testing
- English Language Proficiency Test (ELPT)
- Literacy-Based Promotion Act (LBPA) Assessments
- Mississippi Academic Assessment Program (MAAP)
- Mississippi Academic Assessment Program-Alternate (MAAP-A)
- National Assessment of Educational Progress (NAEP)

Scroll Down



Navigating the State Portal

https://www.mdek12.org/OSA/K_Readiness

Resources

- [System Requirements](#)
- [K-Readiness Practice Site](#)
- [Visually Impaired](#)
- [MKAS2 Accessibility Features and Accommodations](#)
- [K-Readiness Assessment Next Steps](#)
- [K-Readiness Assessment TAM](#)
- [ELC SharePoint](#)
- [K-Readiness Implementation Guide](#)
- [K-Readiness Spanish Reports](#)
- [K-Readiness User Interface Changes](#)
- [Kindergarten Literacy Readiness Indicators](#)
- [Pre-K and Kindergarten Reading Activities](#)
- [STAR Early Literacy Pretest Instructions](#)
- [K-Readiness Webinar Resources](#)
- [2018 K-Readiness Video](#)
- [STAR Early Literacy Video](#)

K-Readiness Portal

- [Administrator](#)
- [Student](#)



Links ▾

- [Accountability](#)
- [Accreditation](#)
- [District and School Performance](#)
- [Educator Misconduct](#)
- [MS Assessment and Accountability Reporting System 2.0 \(MAARS 2.0\)](#)
- [Mississippi Academic Assessment Program \(MAAP\) Parent Resources](#)
- [Policies and Legal References](#)
- [Safe and Orderly Schools](#)
- [SharePoint Site \(Login Required\)](#)
- [Self Service Password Reset Portal \(Login Required\)](#)
- [Teaching and Learning](#)
- [Testing Hotline Form](#)

Documents ▲

Resources ▲

Navigating the State Portal: Literacy Based Promotion Act (LBPA)

The screenshot shows the Mississippi Department of Education website. At the top, there are social media icons for Facebook, Twitter, and YouTube, a search bar with the text "Search this site...", a "SEARCH" button, and a "Select Language" dropdown menu. The Mississippi Department of Education logo is on the left, featuring a graduation cap and three stars, with the text "MISSISSIPPI DEPARTMENT OF EDUCATION" and the tagline "Ensuring a bright future for every child". On the right, there are navigation links for "ABOUT", "NEWS", "REPORTS & DATA", "SERVICES", and "DIRECTORY". Below these is a horizontal menu with four colored segments: "COMMUNITY" (blue), "FAMILY" (green), "EDUCATORS" (yellow), and "ADMINISTRATORS" (purple).

Literacy-Based Promotion Act (LBPA) Assessments

Passed during the 2013 legislative session, the [Literacy-Based Promotion Act \(LBPA\)](#) places an emphasis on grade-level reading skills, particularly as students' progress through grades K-3. Beginning in the 2014-2015 school year, a student scoring at the lowest achievement level in reading on the established state-wide assessment for 3rd grade will not be promoted to 4th grade unless the student qualifies for a good cause exemption.

The LBPA was [amended](#) in 2016 and includes changes such as an Individual Reading Plan (IRP) and increased expectations for 3rd grade students beginning in 2018-2019.

LBPA Resources

- [LBPA FAQs](#)
- [Key Dates](#)
- [LBPA Flyer](#)

Multimedia

- [LBPA Parents as Partners](#)

Student Assessment

- ☎ [601-359-3052](#)
- 👤 [Staff](#)
- ❓ [FAQ](#)

Services ▾

- ACT State Testing
- English Language Proficiency Test (ELPT)
- Kindergarten Readiness Assessment
- Literacy-Based Promotion Act (LBPA) Assessments

Renaissance Mississippi K-Readiness Technical Support

- Live Chat
- 1-800-338-4204
- answers@renaissance.com

RENAISSANCE LEARNING

MISSISSIPPI DEPARTMENT OF EDUCATION
Ensuring a bright future for every child

Kindergarten Readiness

Administrator

Live Chat

Administrator Homepage

Manage Students

Manage Administrators

Manage Teachers

Reports

Today's Test Administrator Codes

District	School	Code
Aberdeen School District	ABERDEEN ELEMENTARY SCHOOL	GDNXH
Aberdeen School District	Aberdeen School District 500	PYDGL

Key Takeaways

- **Testing Windows:**

- Pre-test in the Fall: **August 12 – September 20**
- Post-test in the Spring: **March 23 – April 24**

- **Scale Score Benchmarks:**

- Kindergarten: Fall – **Scale Score 530** Spring – **Scale Score 681**
- Pre-K Spring – **Scale Score 498**

- **DO NOT enter students and teachers in the state K-Readiness Portal unless you are a School 500**
- **Ensure your School 500 students are coded correctly and not under the public school**
- **Choose the correct daily test code for your school's students**
- **K-Readiness Portal Housecleaning:**
 - **Look at your districts in the K-Readiness portal. Delete any users that are no longer there.**

